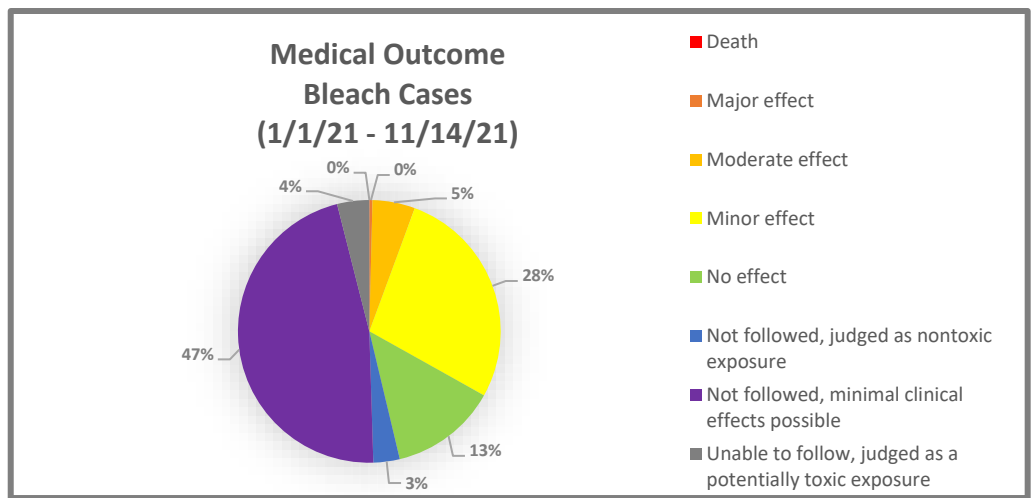
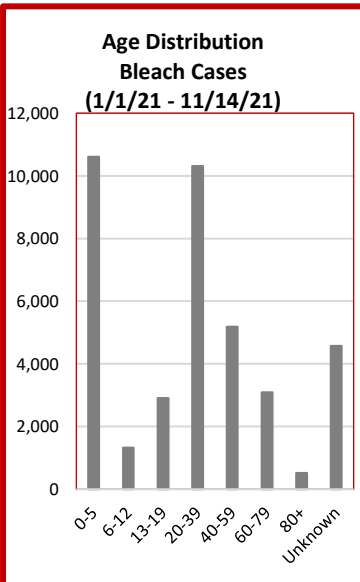
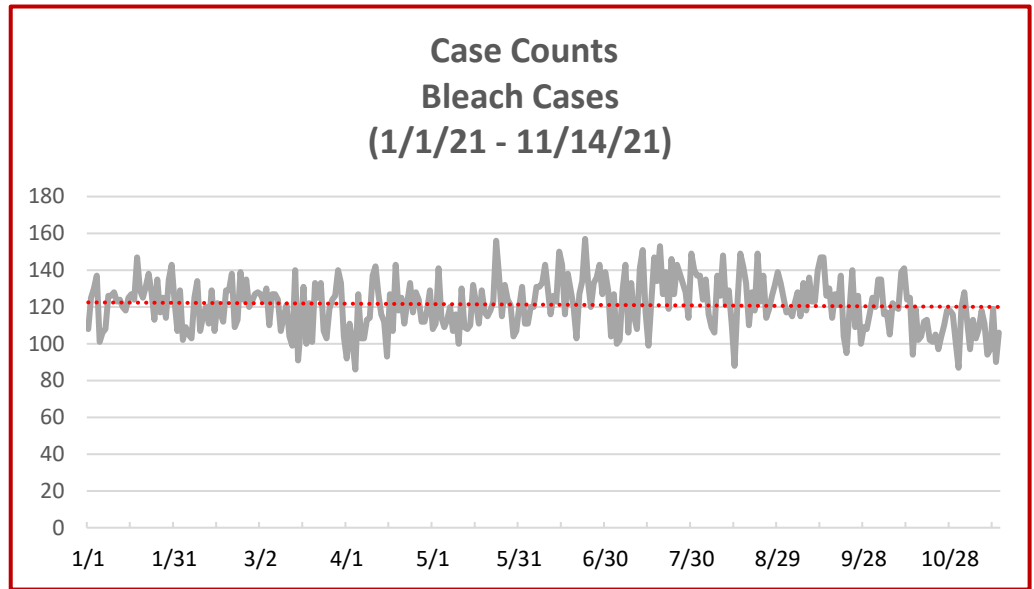




National Poison Data System (NPDS) Bulletin COVID-19 (Bleach)

Bleach Case Counts 2019 vs. 2021 (January 1 - November 14)		
Month	2019	2021
Jan.	3,070	3,859
Feb.	2,926	3,340
Mar.	3,184	3,684
Apr.	3,242	3,503
May	3,522	3,679
Jun.	3,543	3,874
Jul.	3,965	3,964
Aug.	3,997	3,923
Sep.	3,582	3,662
Oct.	3,618	3,546
Nov.	1,596	1,516
TOTAL	36,245	38,550



* Confirmed nonexposure and Unrelated effect cases are not included in this pie chart

* Single and multiple exposure cases included; additional NPDS data is required to correlate cases with outcomes.

www.aapcc.org/national-poison-data-system

Gender Distribution Bleach Cases (1/1/21 - 11/14/21)		
Male	16,653	43.2%
Female	21,657	56.2%
Unknown	240	0.6%

4601 N. FAIRFAX DR. • SUITE 630
ARLINGTON, VA 22203
MAIN 703.894.1858
FAX 703.683.2812
E-MAIL INFO@AAPCC.ORG
WWW.AAPCC.ORG

Results: According to data retrieved from the National Poison Data System (NPDS), there were 38,550 Bleach exposure cases reported to the 55 U.S. Poison Control Centers (Jan. 1, 2021 through Nov. 14, 2021), which resulted in an increase of 6% compared to the same time period before the COVID-19 pandemic (2019).

Call 1-800-222-1222 for poison emergencies or questions. This nationwide number is answered by the Poison Center that serves you.