



American Association of Poison Control Centers

**Cannabidiol (CBD) Data**  
*August 31, 2019*

These numbers reflect the closed human exposures to cannabidiol (CBD) reported to poison centers as of August 31, 2019. The numbers may change as cases are closed and additional information is received.

Year	Number of Cases
2014	3
2015	15
2016	34
2017	118
2018	519
<b>2019 YTD</b>	<b>940</b>

2019 by Month	Number of Cases
January 2019	61
February 2019	61
March 2019	105
April 2019	125
May 2019	143
June 2019	114
July 2019	177
<b>August 2019</b>	<b>154</b>
September 2019	
October 2019	
November 2019	
December 2019	
<b>Total YTD</b>	<b>940</b>

2018 by Month	Number of Cases
January 2018	40
February 2018	27
March 2018	40
April 2018	26
May 2018	39
June 2018	34
July 2018	37
August 2018	52
September 2018	53
October 2018	50
November 2018	62
December 2018	59
<b>Total</b>	<b>519</b>

2017 by Month	Number of Cases
January 2017	6
February 2017	2
March 2017	4
April 2017	6
May 2017	5
June 2017	7
July 2017	6
August 2017	12
September 2017	9
October 2017	12
November 2017	10
December 2017	39
<b>Total</b>	<b>118</b>

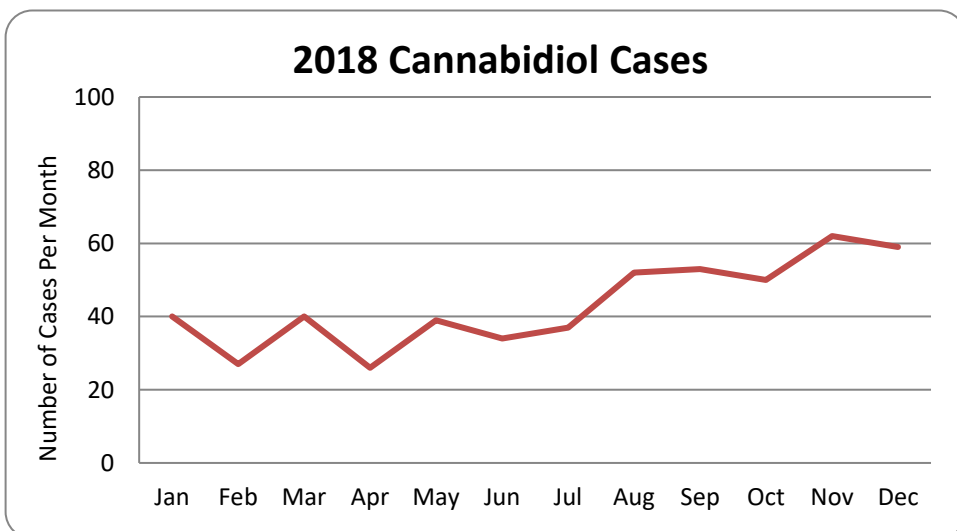
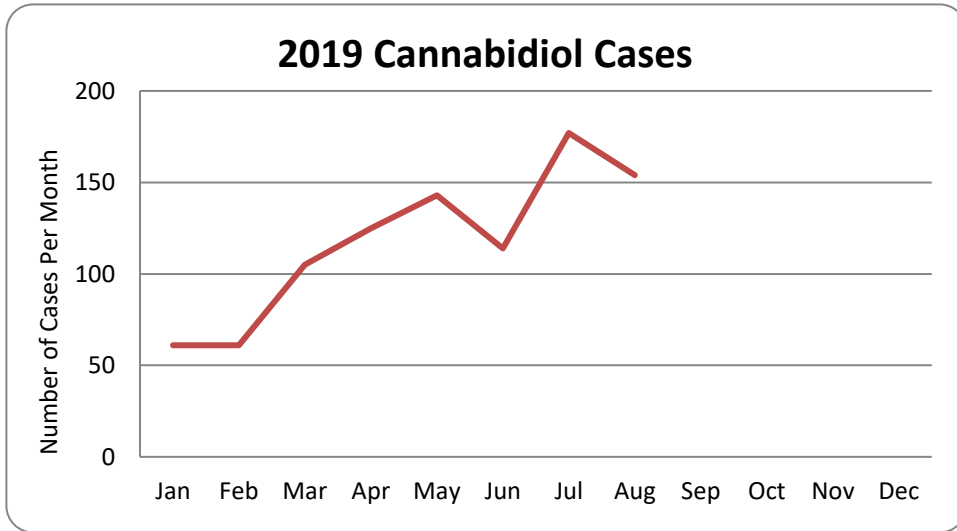
2016 by Month	Number of Cases
January 2016	1
February 2016	3
March 2016	1
April 2016	2
May 2016	4
June 2016	1
July 2016	7
August 2016	5
September 2016	4
October 2016	3
November 2016	2
December 2016	1
<b>Total</b>	<b>34</b>

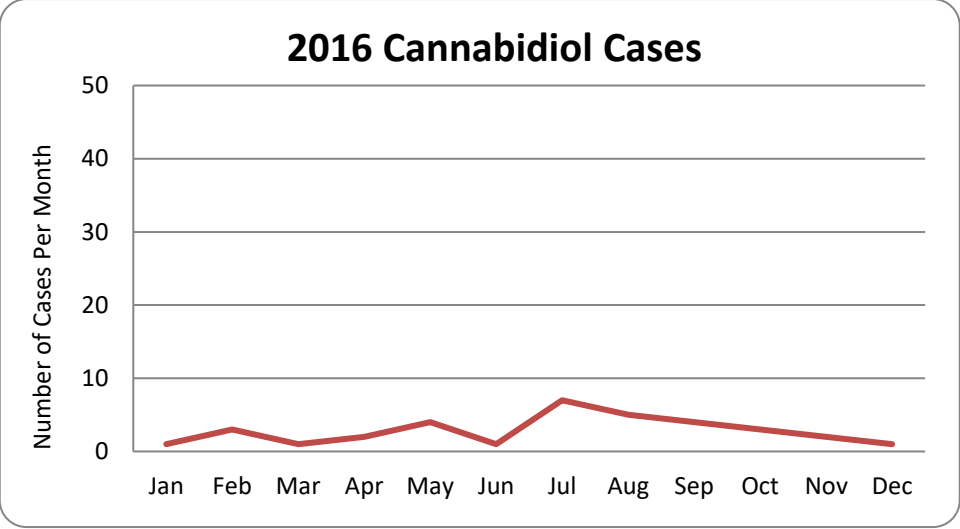
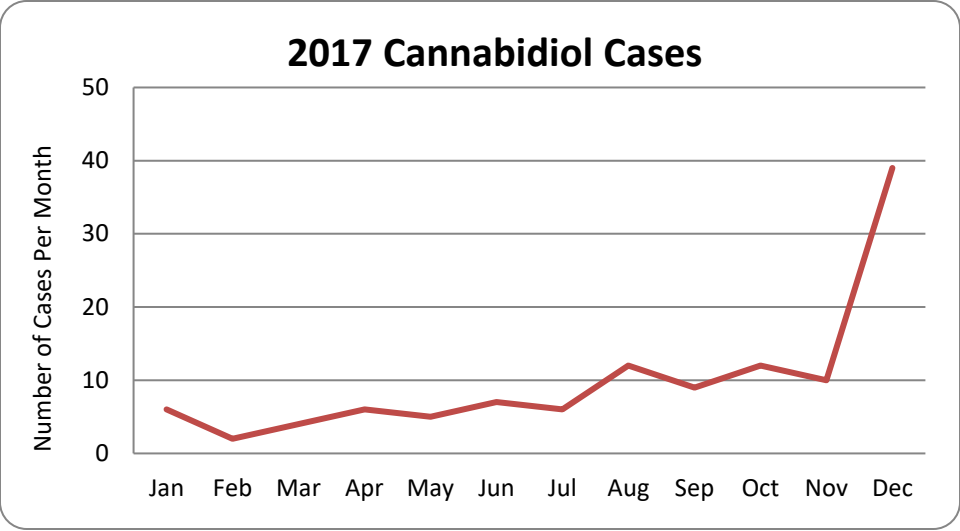
2015 by Month	Number of Cases
January 2015	1
February 2015	0
March 2015	1
April 2015	1
May 2015	1
June 2015	2
July 2015	1
August 2015	1
September 2015	2
October 2015	2
November 2015	0
December 2015	3
<b>Total</b>	<b>15</b>

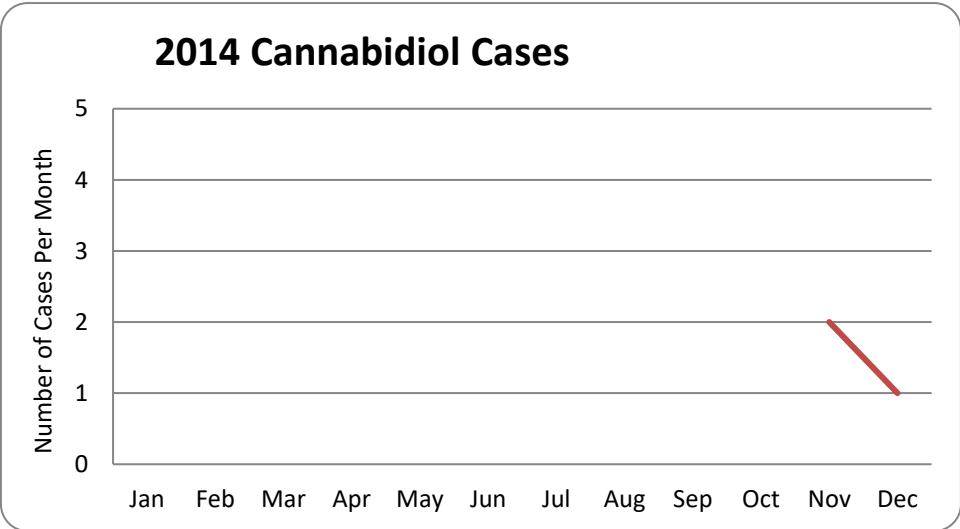
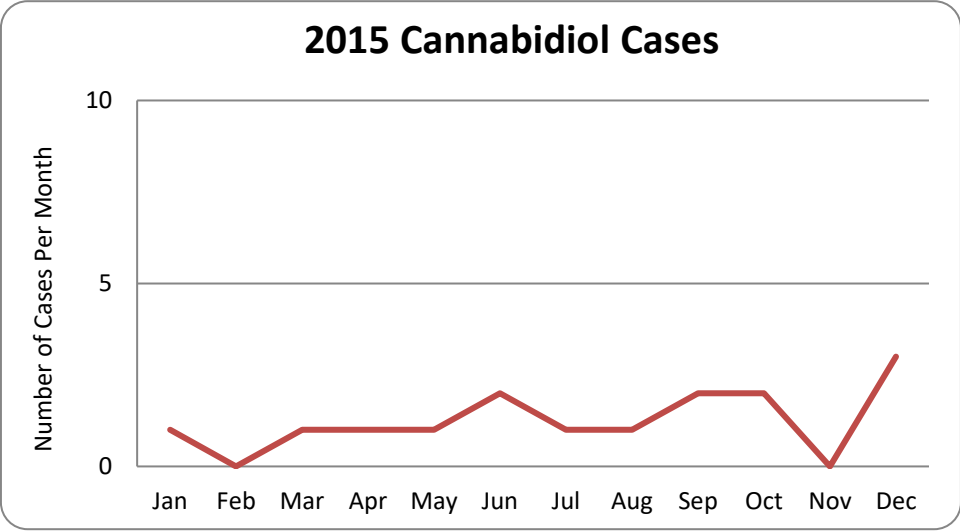
2014 by Month	Number of Cases
January 2014	-
February 2014	-
March 2014	-
April 2014	-
May 2014	-
June 2014	-
July 2014	-
August 2014	-
September 2014	-
October 2014	-
November 2014	2
December 2014	1
<b>Total</b>	<b>3</b>

**Please note:** American Association of Poison Control Center data for this year and last is considered preliminary because it is possible that a poison center may update a case anytime during the year if new information is obtained. In the fall of each year, the data for the previous year is locked, and no additional changes are made.

The term “exposure” means someone has had contact with the substance in some way; for example, ingested, inhaled, absorbed by the skin or eyes, etc. Not all exposures are poisonings or overdoses.







– END –