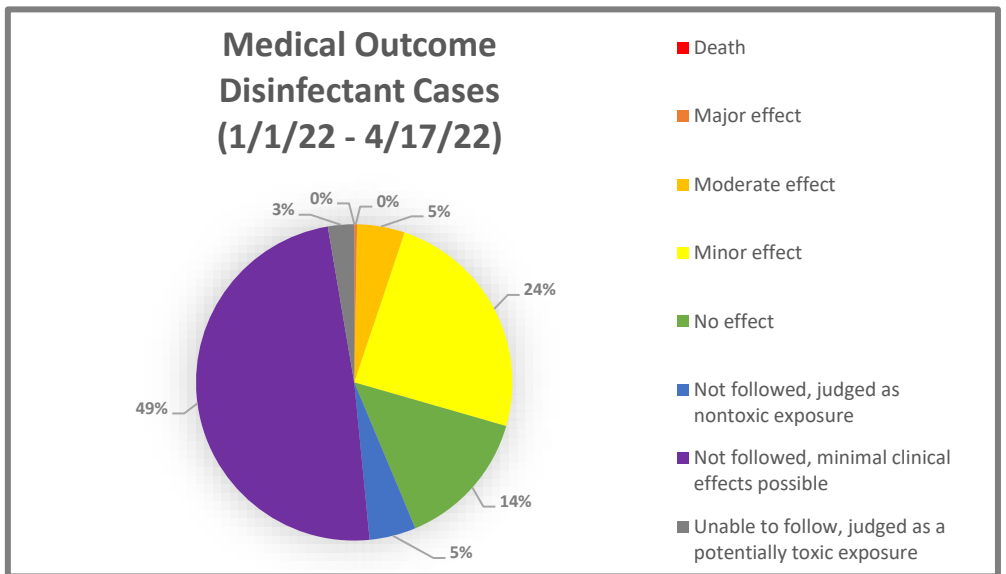
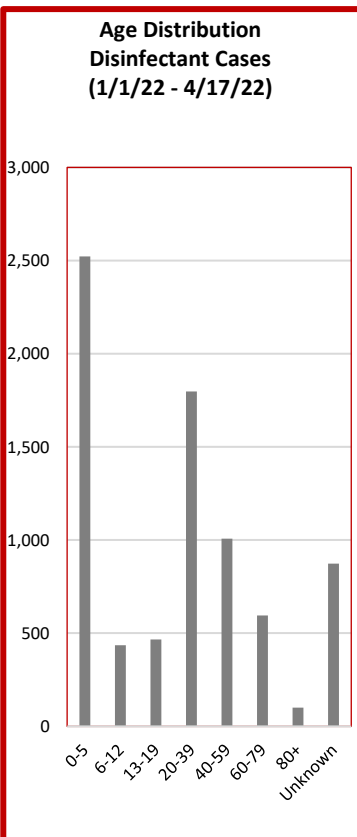
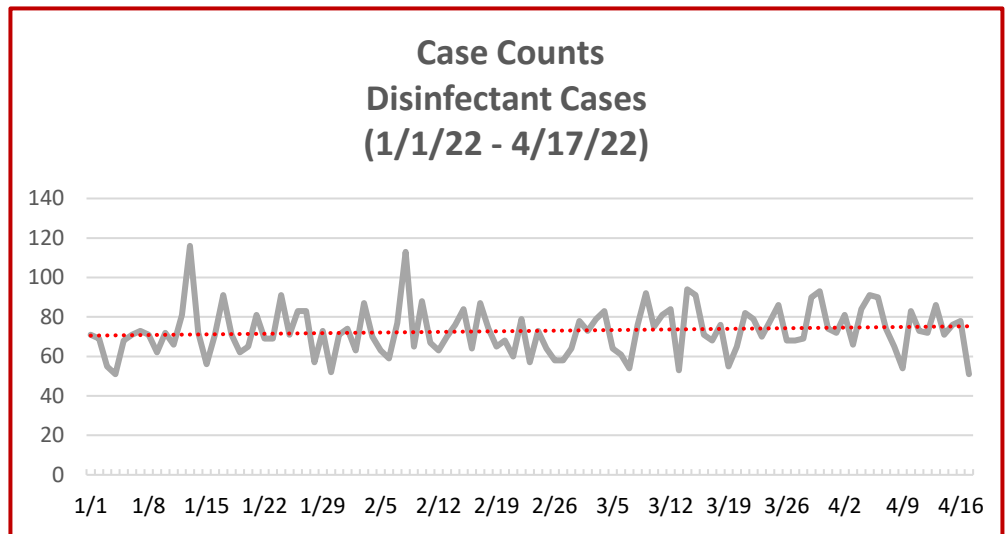




National Poison Data System (NPDS) Bulletin COVID-19 (Disinfectant)

Disinfectant Case Counts 2019 vs. 2022 (January 1 - April 17)		
Month	2019	2022
Jan.	1,621	2,214
Feb.	1,431	1,990
Mar.	1,756	2,330
Apr.	929	1,267
TOTAL	5,737	7,801



* Confirmed nonexposure and Unrelated effect cases are not included in this pie chart

* Single and multiple exposure cases included; additional NPDS data is required to correlate cases with outcomes.

www.aapcc.org/national-poison-data-system

Gender Distribution Disinfectant Cases (1/1/22 - 4/17/22)		
Male	3,721	47.7%
Female	4,001	51.3%
Unknown	79	1.0%

4601 N. FAIRFAX DR. • SUITE 630
ARLINGTON, VA 22203
MAIN 703.894.1858
FAX 703.683.2812
E-MAIL INFO@AAPCC.ORG
WWW.AAPCC.ORG

Results: According to data retrieved from the National Poison Data System (NPDS), there were 7,801 Disinfectant exposure cases reported to the 55 U.S. Poison Control Centers (Jan. 1, 2022 through Apr. 17, 2022), which resulted in an increase of 36% compared to the same time period before the COVID-19 pandemic (2019).