



American Association of Poison Control Centers

**Synthetic Cannabinoid Data**  
*April 30, 2019*

These numbers reflect the closed human exposures to synthetic cannabinoid (THC homologs) reported to poison centers as of April 30, 2019. The numbers may change as cases are closed and additional information is received.

Year	Number of Cases
2011	6,971
2012	5,225
2013	2,667
2014	3,681
2015	7,795
2016	2,703
2017	1,959
2018	1,953
<b>2019</b>	<b>398</b>

2019 by Month	Number of Cases
January 2019	88
February 2019	118
March 2019	96
<b>April 2019</b>	<b>96</b>
May 2019	
June 2019	
July 2019	
August 2019	
September 2019	
October 2019	
November 2019	
December 2019	
<b>Total</b>	<b>398</b>

*Information continues on next page.*

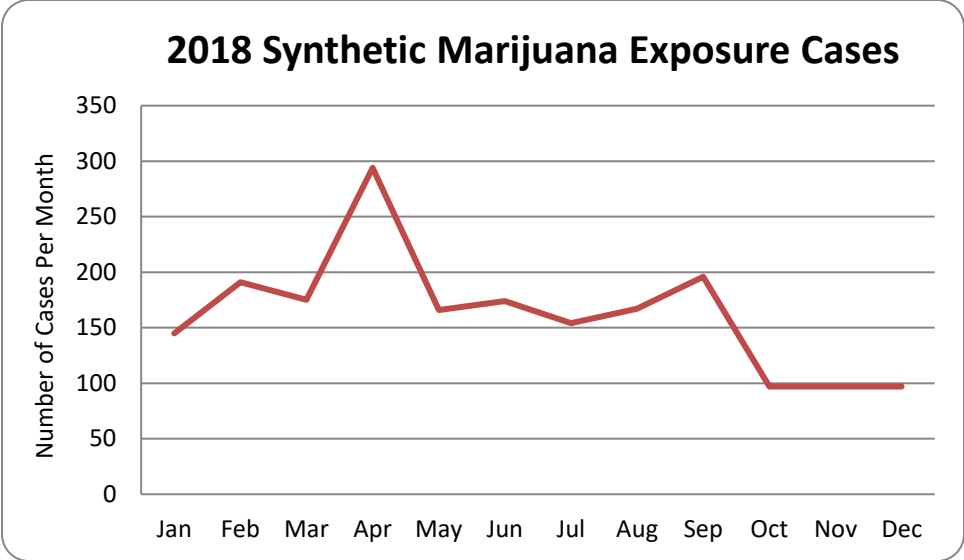
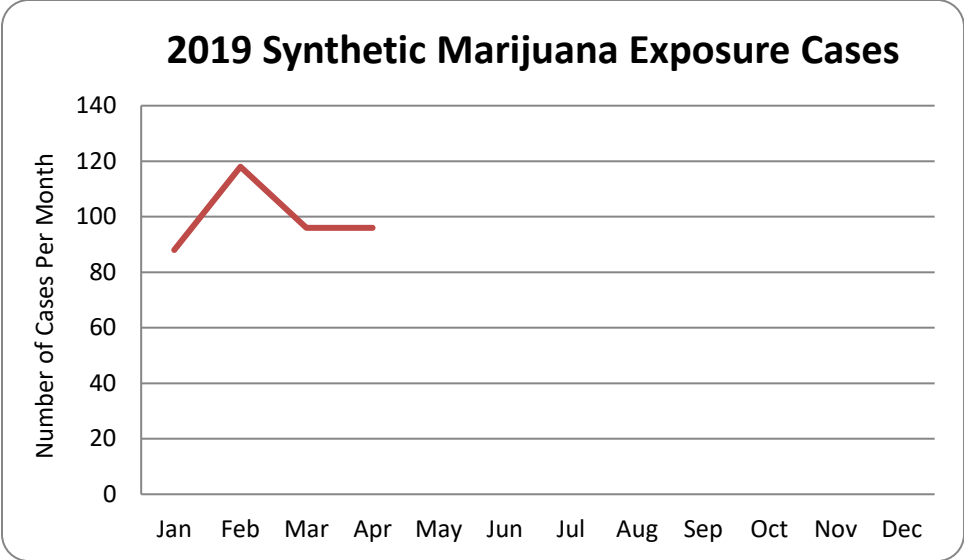
Month	Number of Cases			
	2019	2018	2017	2016
January	88	145	188	292
February	118	191	155	282
March	96	175	157	302
April	96	294	165	207
May		166	193	228
June		174	195	170
July		154	167	224
August		167	139	211
September		196	162	175
October		97	234	155
November		97	101	279
December		97	103	178
<b>Total</b>	<b>398</b>	<b>1,953</b>	<b>1,959</b>	<b>2,703</b>

Month	Number of Cases				
	2015	2014	2013	2012	2011
January	355	181	177	657	395
February	273	167	252	634	426
March	270	205	253	643	524
April	1,513	251	266	498	546
May	1,206	312	277	507	597
June	655	337	229	497	620
July	740	280	186	459	705
August	721	441	204	346	645
September	629	395	213	315	669
October	614	439	201	251	681
November	454	357	208	200	611
December	365	316	201	218	552
<b>Total</b>	<b>7,795</b>	<b>3,681</b>	<b>2,667</b>	<b>5,225</b>	<b>6,971</b>

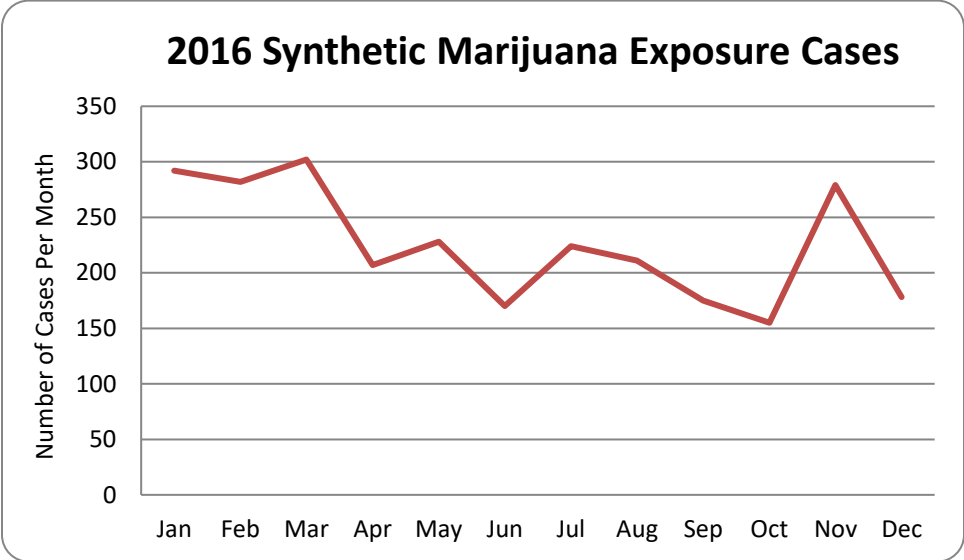
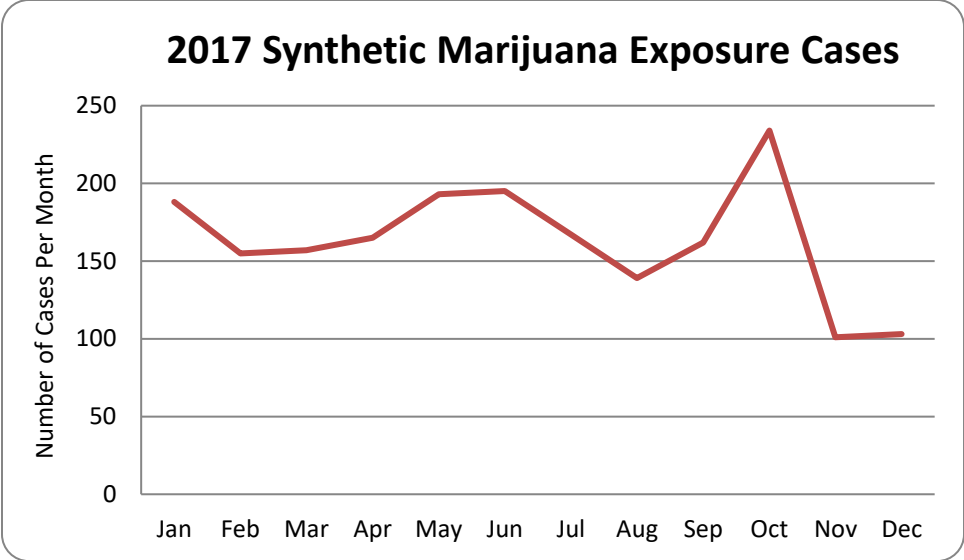
**Please note:** American Association of Poison Control Center data for this year and last is considered preliminary because it is possible that a poison center may update a case anytime during the year if new information is obtained. In the fall of each year, the data for the previous year is locked, and no additional changes are made.

The term “exposure” means someone has had contact with the substance in some way; for example, ingested, inhaled, absorbed by the skin or eyes, etc. Not all exposures are poisonings or overdoses.

*Information continues on next page.*

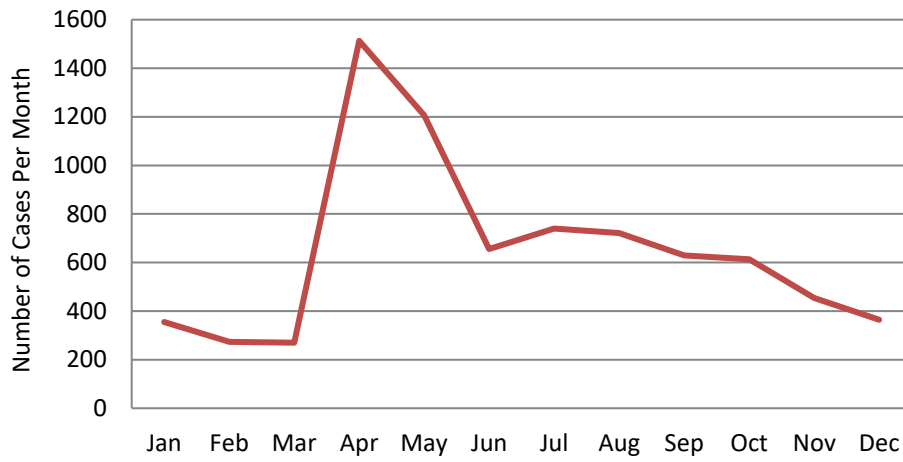


*Information continues on next page.*

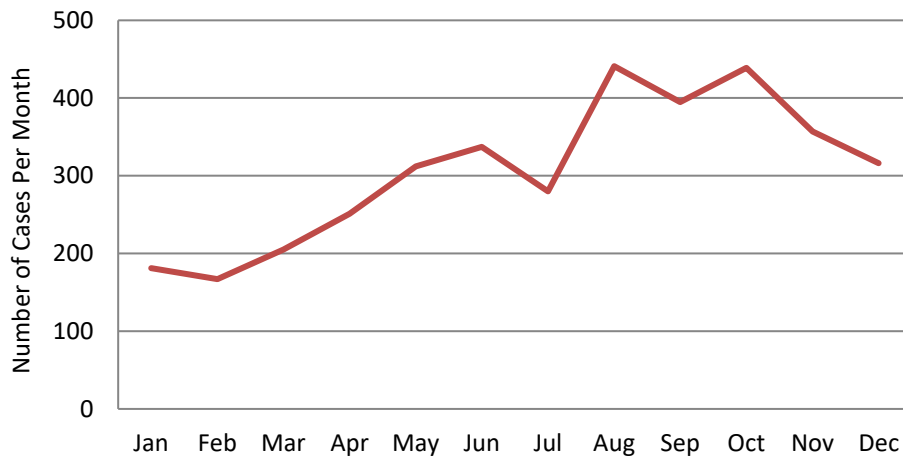


*Information continues on next page.*

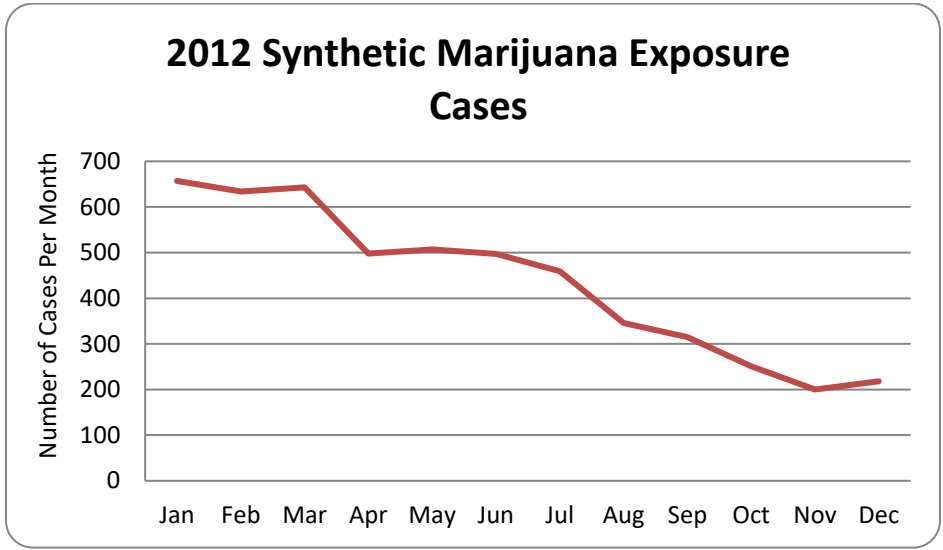
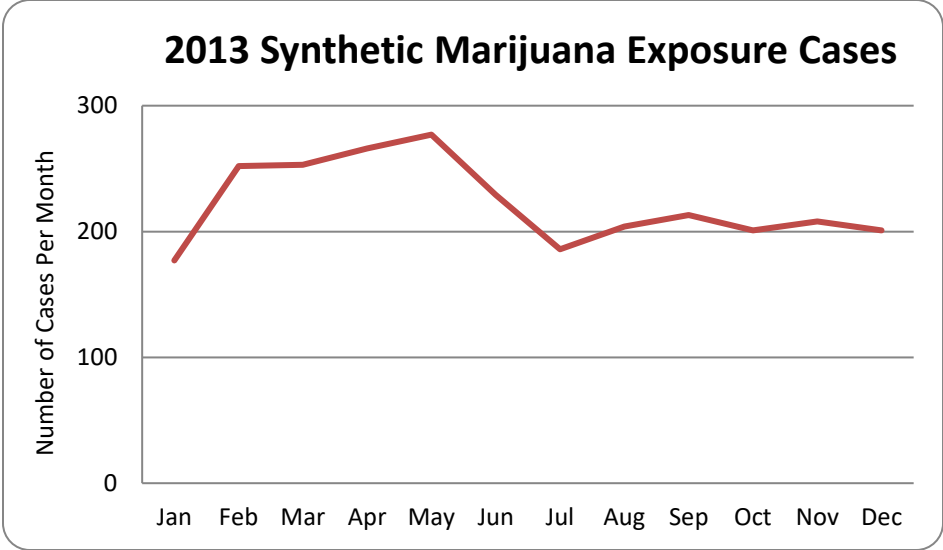
### 2015 Synthetic Marijuana Exposure Cases



### 2014 Synthetic Marijuana Exposure Cases



*Information continues on next page.*



*Information continues on next page.*

### 2011 Synthetic Marijuana Exposure Cases

