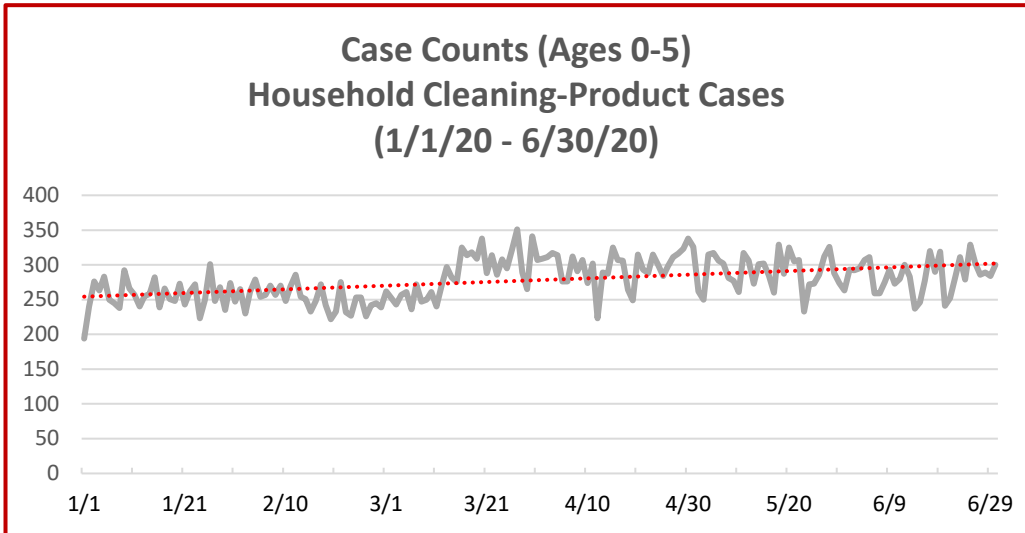




National Poison Data System (NPDS) Bulletin Household Cleaning-Products (Ages 0-5)

Household Cleaning-Product Case Counts (Ages 0-5) 2019 vs. 2020 (March 1 - June 30)

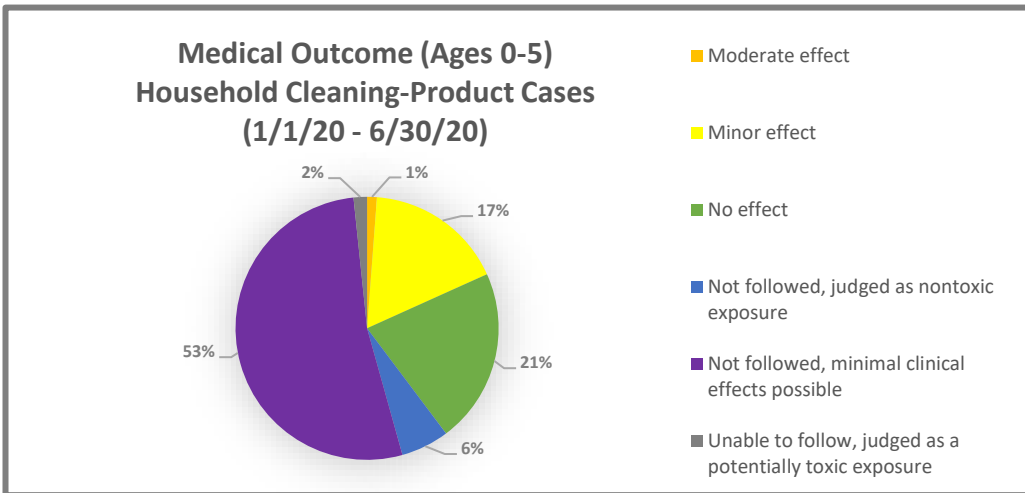
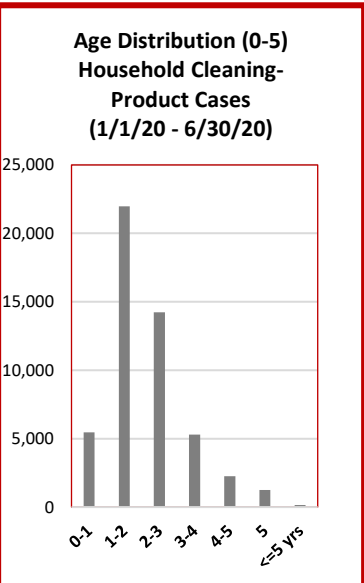
Month	2019	2020
Mar.	7,861	8,875
Apr.	7,699	8,920
May	8,491	9,021
Jun.	8,191	8,564
TOTAL	32,242	35,380



Top Exposure Agents

- Laundry Detergent Packets (Liquid)
- Bleaches
- Wall/Floor/Tile/All-Purpose Cleaners
- Drain Cleaners
- Oven Cleaners

Interesting Data
Boys have a significantly higher rate of exposure.



* Confirmed nonexposure and Unrelated effect cases are not included in this pie chart
* Single exposure cases included; additional NPDS data is available at the following URL.
<https://aapcc.org/data-system>

Gender Distribution (Ages 0-5) Household Cleaning-Product Cases (1/1/20 - 6/30/20)

Male	28,651	56.6%
Female	21,842	43.2%
Unknown	120	0.2%

4601 N. FAIRFAX DR. • SUITE 630
ARLINGTON, VA 22203
MAIN 703.894.1858
FAX 703.683.2812
E-MAIL INFO@AAPCC.ORG
WWW.AAPCC.ORG

Results: According to data retrieved from the National Poison Data System (NPDS), there were 35,380 Household Cleaning-Product exposure cases reported to the 55 U.S. Poison Control Centers (Mar. 1, 2020 through Jun. 30, 2020), which resulted in an increase of 10% compared to the same time period during the previous year.