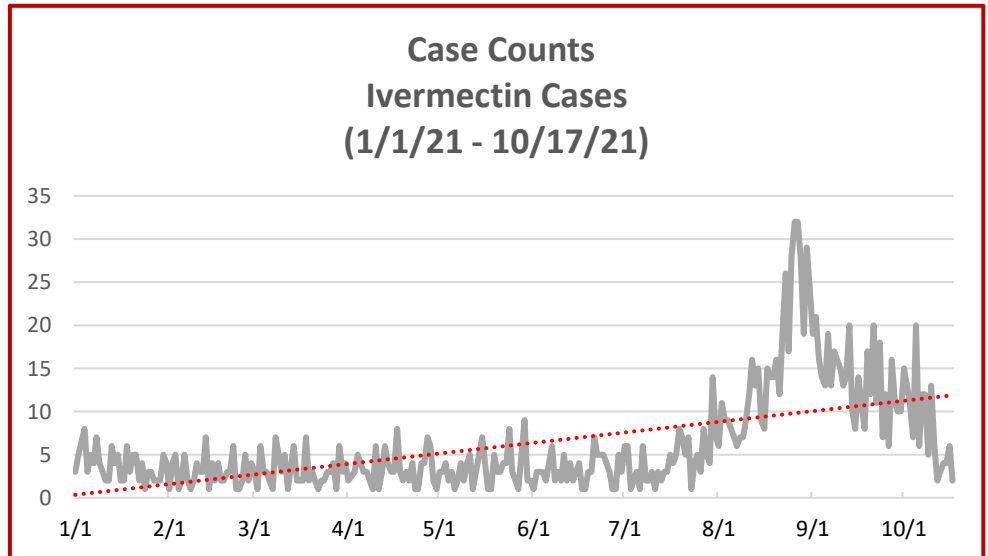




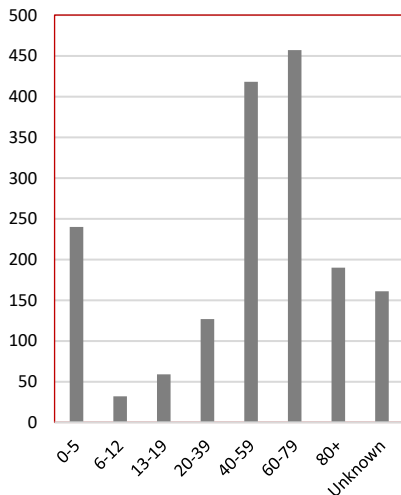
National Poison Data System (NPDS) Bulletin COVID-19 (Ivermectin)

Ivermectin Case Counts 2019 vs. 2020 vs. 2021 (January 1 - October 17)

Month	2019	2020	2021
Jan.	35	26	112
Feb.	42	40	82
Mar.	51	48	90
Apr.	58	71	97
May	60	73	92
Jun.	72	61	80
Jul.	42	58	136
Aug.	42	58	477
Sep.	54	47	411
Oct.	25	31	141
TOTAL	481	513	1,718

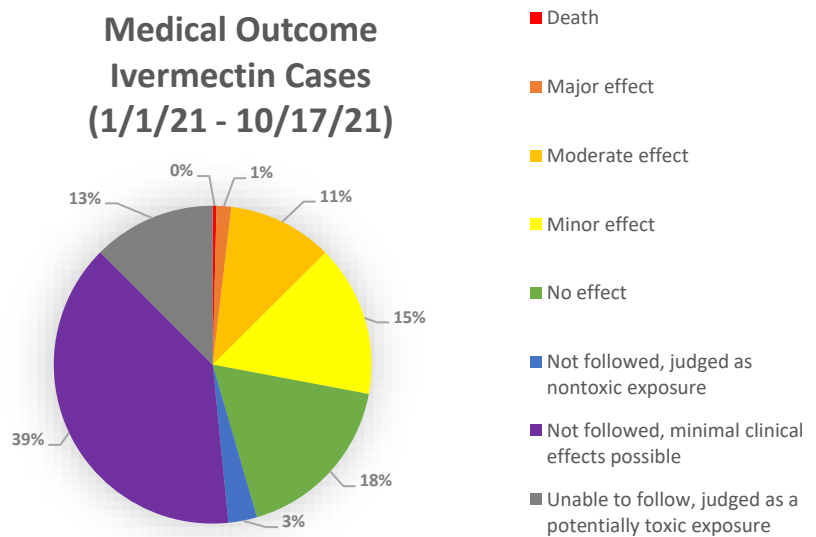


Age Distribution Ivermectin Cases (1/1/21 - 10/17/21)



4601 N. FAIRFAX DR. • SUITE 630
ARLINGTON, VA 22203
MAIN 703.894.1858
FAX 703.683.2812
E-MAIL INFO@AAPCC.ORG
WWW.AAPCC.ORG

Medical Outcome Ivermectin Cases (1/1/21 - 10/17/21)



* Confirmed nonexposure and Unrelated effect cases are not included in this pie chart.

* Single and multiple exposure cases included; additional NPDS data is required to correlate cases with outcomes.

www.aapcc.org/national-poison-data-system

Gender Distribution Ivermectin Cases (1/1/21 - 10/17/21)

Male	840	48.9%
Female	854	49.7%
Unknown	24	1.4%

*Case counts includes both intentional and unintentional exposures.

Results: According to data retrieved from the National Poison Data System (NPDS), there were 1,718 Ivermectin exposure cases reported to the 55 U.S. Poison Control Centers (Jan. 1, 2021 through Oct. 17, 2021), which resulted in an increase of 235% compared to the same time period during the previous year.