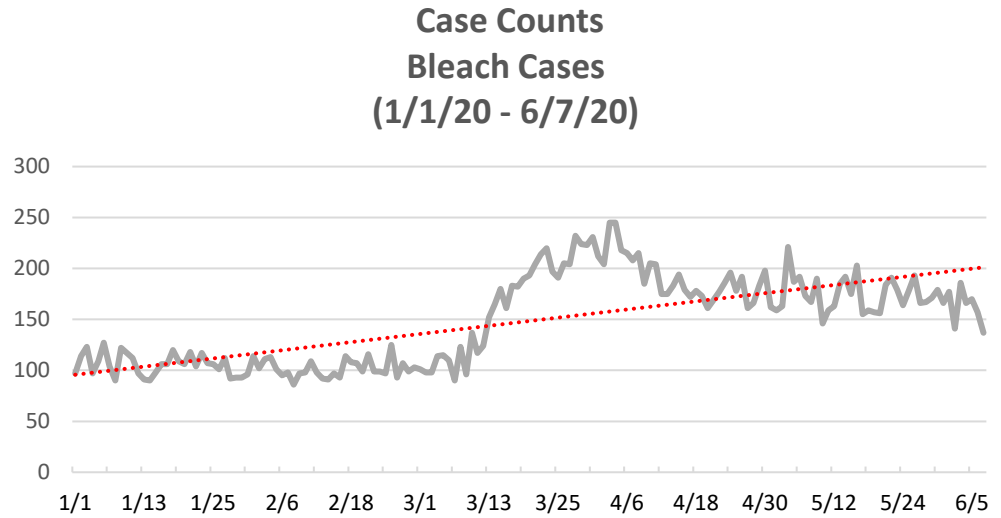




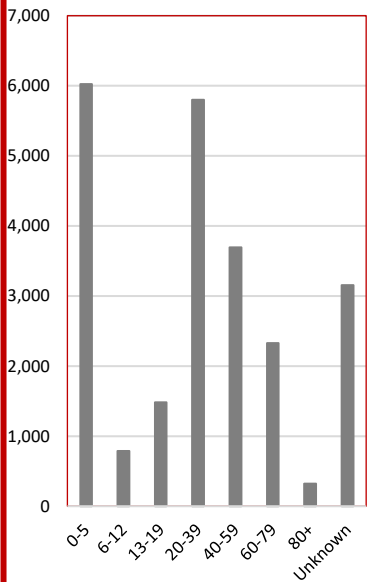
# National Poison Data System (NPDS) Bulletin COVID-19 (Bleach)

**Bleach Case Counts  
2019 vs. 2020  
(January 1 - June 7)**

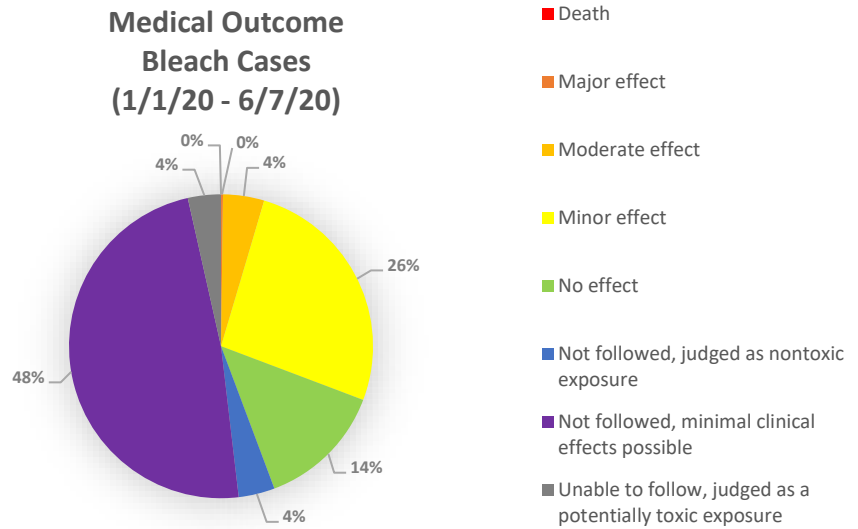
Month	2019	2020
Jan.	3,070	3,274
Feb.	2,924	2,961
Mar.	3,184	5,074
Apr.	3,242	5,752
May	3,519	5,402
Jun.	769	1,134
<b>TOTAL</b>	<b>16,708</b>	<b>23,597</b>



**Age Distribution  
Bleach Cases  
(1/1/20 - 6/7/20)**



**Medical Outcome  
Bleach Cases  
(1/1/20 - 6/7/20)**



\* Confirmed nonexposure and Unrelated effect cases are not included in this pie chart  
\* Single and multiple exposure cases included; additional NPDS data is required to correlate cases with outcomes.

<https://aapcc.org/data-system>

**Gender Distribution Bleach Cases (1/1/20 - 6/7/20)**

<b>Male</b>	<b>9,894</b>	<b>41.9%</b>
<b>Female</b>	<b>13,549</b>	<b>57.4%</b>
<b>Unknown</b>	<b>154</b>	<b>0.7%</b>

4601 N. FAIRFAX DR. • SUITE 630  
ARLINGTON, VA 22203  
MAIN 703.894.1858  
FAX 703.683.2812  
E-MAIL [INFO@AAPCC.ORG](mailto:INFO@AAPCC.ORG)  
[WWW.AAPCC.ORG](http://WWW.AAPCC.ORG)

Results: According to data retrieved from the National Poison Data System (NPDS), there were 23,597 Bleach exposure cases reported to the 55 U.S. Poison Control Centers (Jan. 1, 2020 through Jun. 7, 2020), which resulted in an increase of 41% compared to the same time period during the previous year.