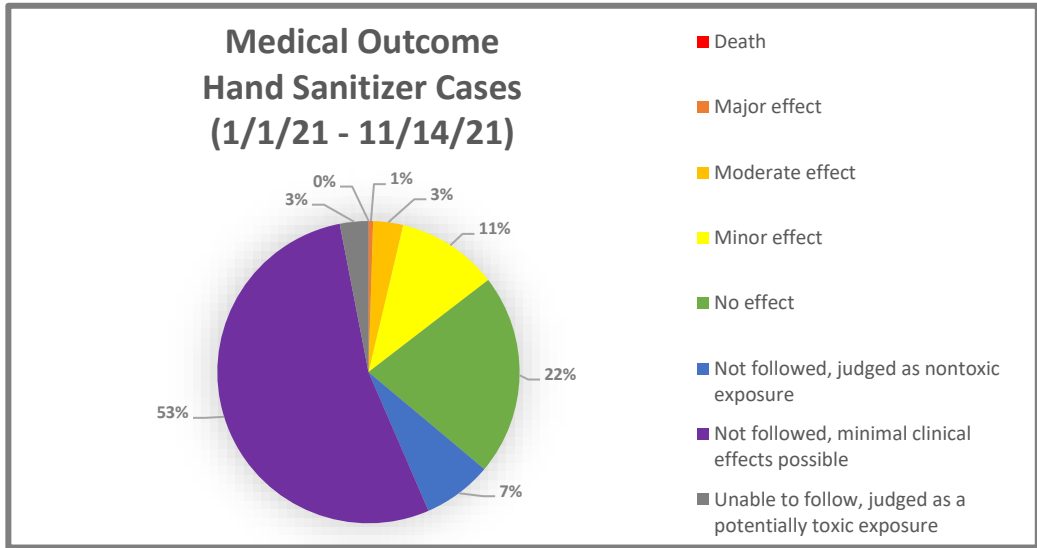
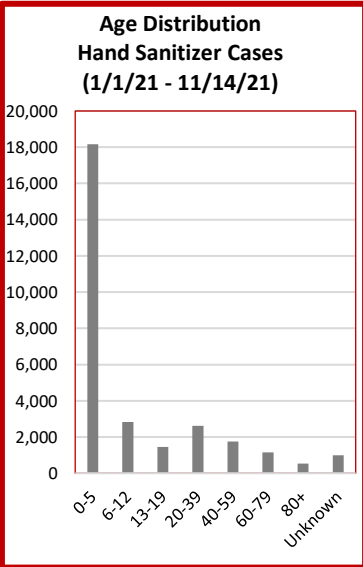
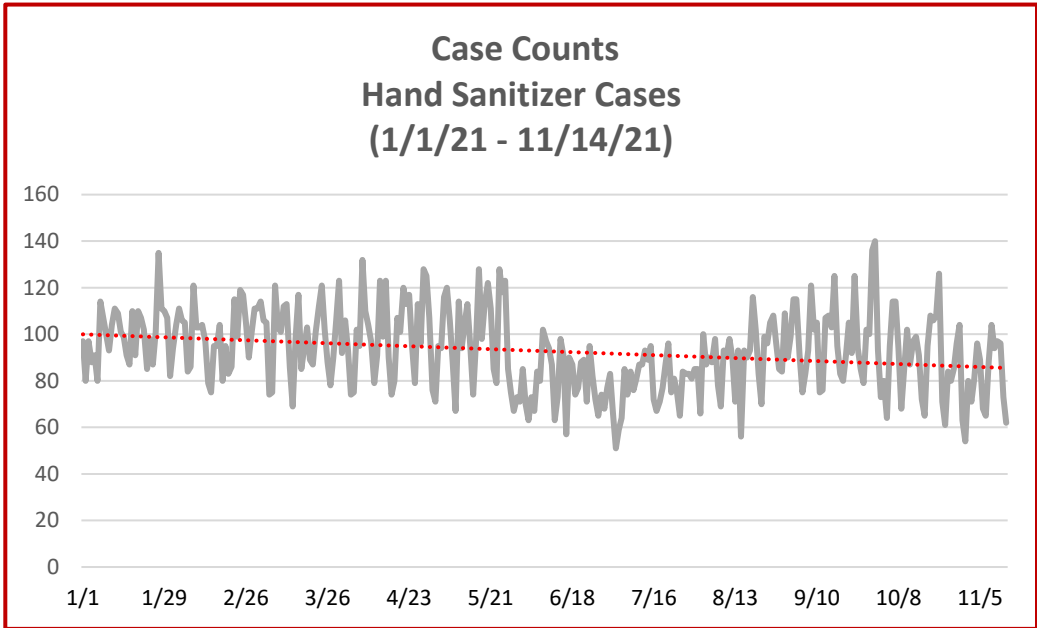




National Poison Data System (NPDS) Bulletin COVID-19 (Hand Sanitizer)

Hand Sanitizer Case Counts 2019 vs. 2021 (January 1 - November 14)		
Month	2019	2021
Jan.	1,936	3,085
Feb.	1,813	2,756
Mar.	1,850	3,087
Apr.	1,749	3,048
May	1,856	3,000
Jun.	1,570	2,393
Jul.	1,529	2,441
Aug.	1,849	2,787
Sep.	1,976	3,000
Oct.	1,983	2,734
Nov.	885	1,164
TOTAL	18,996	29,495



* Confirmed nonexposure and Unrelated effect cases are not included in this pie chart
 * Single and multiple exposure cases included; additional NPDS data is required to correlate cases with outcomes.

www.aapcc.org/national-poison-data-system

Gender Distribution Hand Sanitizer Cases (1/1/21 - 11/14/21)		
Male	15,382	52.2%
Female	13,992	47.4%
Unknown	121	0.4%

Results: According to data retrieved from the National Poison Data System (NPDS), there were 29,495 Hand Sanitizer exposure cases reported to the 55 U.S. Poison Control Centers (Jan. 1, 2021 through Nov. 14, 2021), which resulted in an increase of 55% compared to the same time before the COVID-19 pandemic (2019).

4601 N. FAIRFAX DR. • SUITE 630
 ARLINGTON, VA 22203
 MAIN 703.894.1858
 FAX 703.683.2812
 E-MAIL INFO@AAPCC.ORG
 WWW.AAPCC.ORG