

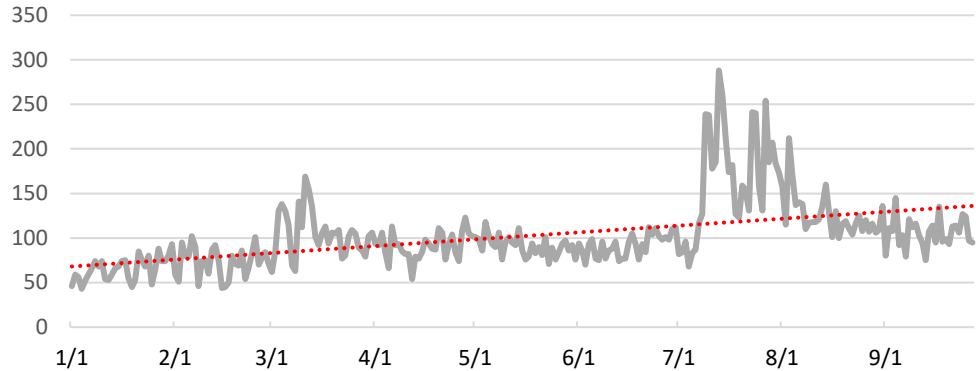


## National Poison Data System (NPDS) Bulletin COVID-19 (Hand Sanitizer)

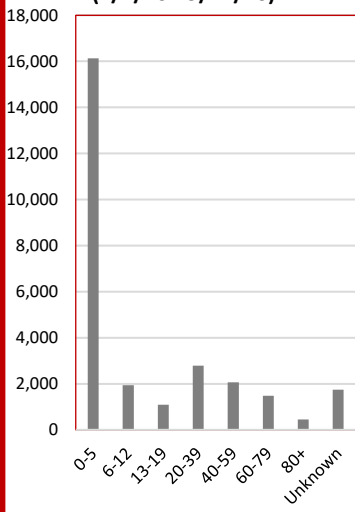
**Hand Sanitizer Case Counts  
2019 vs. 2020  
(January 1 - September 27)**

Month	2019	2020
Jan.	1,936	2,029
Feb.	1,813	2,116
Mar.	1,850	3,267
Apr.	1,749	2,735
May	1,856	2,821
Jun.	1,570	2,760
Jul.	1,529	5,169
Aug.	1,849	3,904
Sep.	1,807	2,854
<b>TOTAL</b>	<b>15,959</b>	<b>27,655</b>

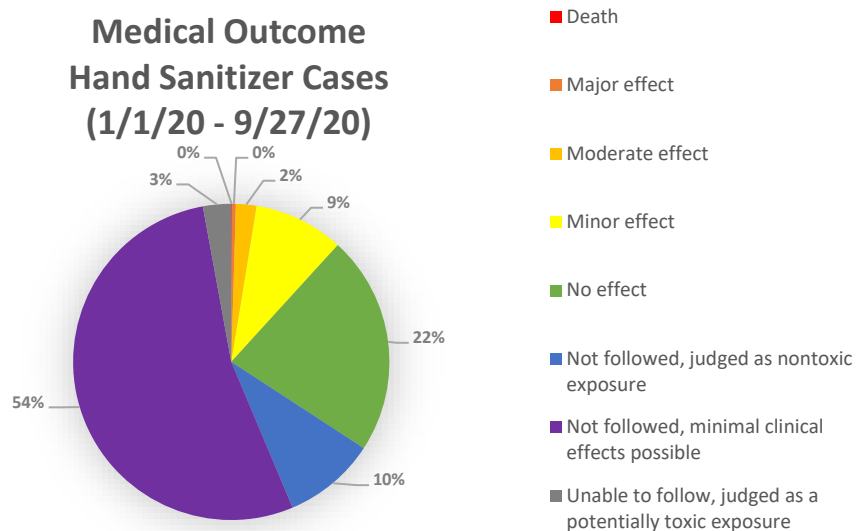
**Case Counts  
Hand Sanitizer Cases  
(1/1/20 - 9/27/20)**



**Age Distribution  
Hand Sanitizer Cases  
(1/1/20 - 9/27/20)**



**Medical Outcome  
Hand Sanitizer Cases  
(1/1/20 - 9/27/20)**



\* Confirmed nonexposure and Unrelated effect cases are not included in this pie chart

\* Single and multiple exposure cases included; additional NPDS data is required to correlate cases with outcomes.

<https://aapcc.org/data-system>

**Gender Distribution Hand Sanitizer Cases (1/1/20 - 9/27/20)**

<b>Male</b>	<b>13,876</b>	<b>50.2%</b>
<b>Female</b>	<b>13,604</b>	<b>49.2%</b>
<b>Unknown</b>	<b>175</b>	<b>0.6%</b>

4601 N. FAIRFAX DR. • SUITE 630  
ARLINGTON, VA 22203  
MAIN 703.894.1858  
FAX 703.683.2812  
E-MAIL [INFO@AAPCC.ORG](mailto:INFO@AAPCC.ORG)  
WWW.AAPCC.ORG

Results: According to data retrieved from the National Poison Data System (NPDS), there were 27,655 Hand Sanitizer exposure cases reported to the 55 U.S. Poison Control Centers (Jan. 1, 2020 through Sep. 27, 2020), which resulted in an increase of 73% compared to the same time period during the previous year.