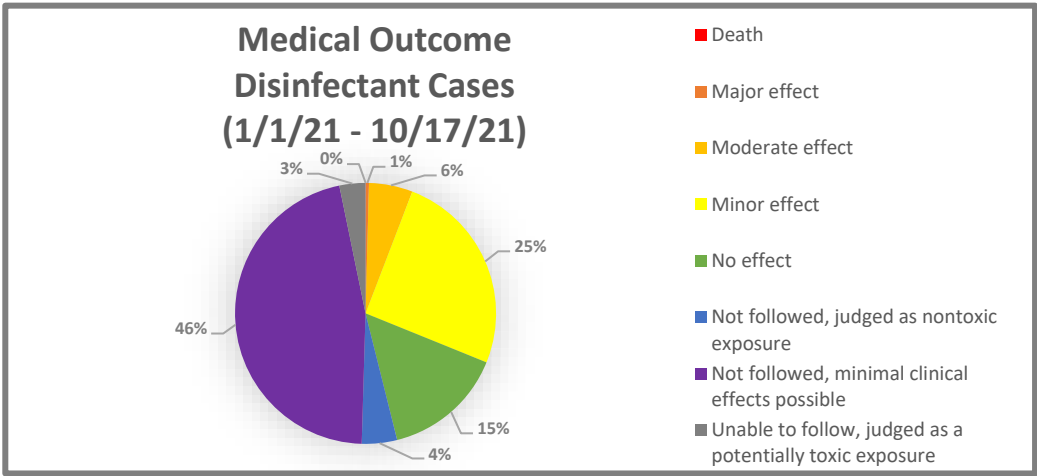
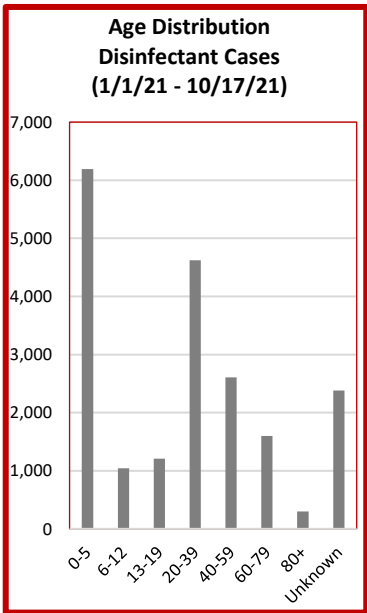
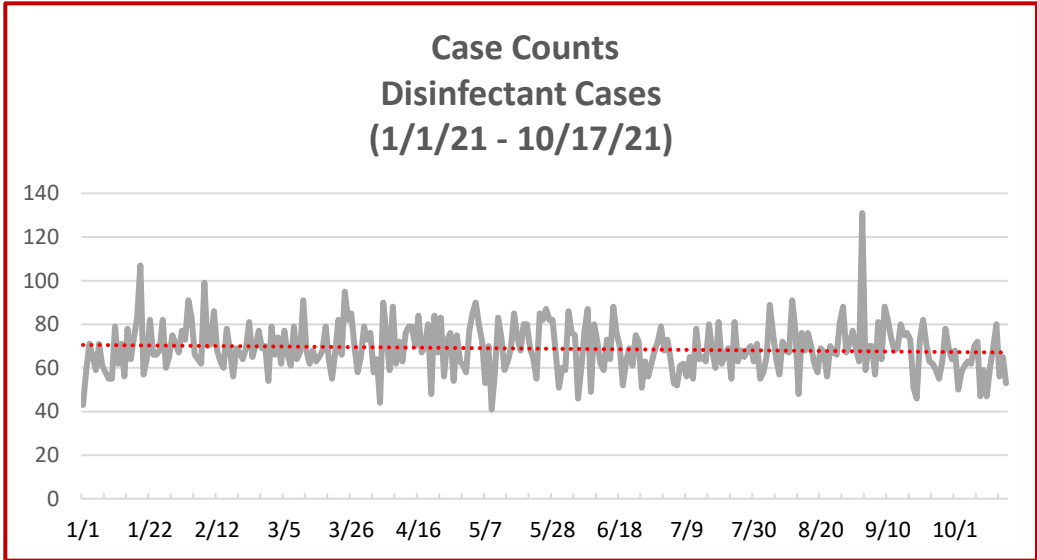




# National Poison Data System (NPDS) Bulletin COVID-19 (Disinfectant)

**Disinfectant Case Counts  
2019 vs. 2021  
(January 1 - October 17)**

Month	2019	2021
Jan.	1,621	2,094
Feb.	1,431	1,990
Mar.	1,756	2,200
Apr.	1,628	2,096
May	1,823	2,203
Jun.	1,735	2,023
Jul.	1,764	2,048
Aug.	1,856	2,145
Sep.	1,737	2,116
Oct	946	1,040
<b>TOTAL</b>	<b>16,297</b>	<b>19,955</b>



\* Confirmed nonexposure and Unrelated effect cases are not included in this pie chart  
\* Single and multiple exposure cases included; additional NPDS data is required to correlate cases with outcomes.

[www.aapcc.org/national-poison-data-system](http://www.aapcc.org/national-poison-data-system)

**Gender Distribution Disinfectant Cases (1/1/21 - 10/17/21)**

Male	9,682	48.5%
Female	9,967	49.9%
Unknown	306	1.5%

4601 N. FAIRFAX DR. • SUITE 630  
ARLINGTON, VA 22203  
MAIN 703.894.1858  
FAX 703.683.2812  
E-MAIL [INFO@AAPCC.ORG](mailto:INFO@AAPCC.ORG)  
WWW.AAPCC.ORG

Results: According to data retrieved from the National Poison Data System (NPDS), there were 19,955 Disinfectant exposure cases reported to the 55 U.S. Poison Control Centers (Jan. 1, 2021 through Oct. 17, 2021), which resulted in an increase of 22% compared to the same time period before the COVID-19 pandemic (2019).