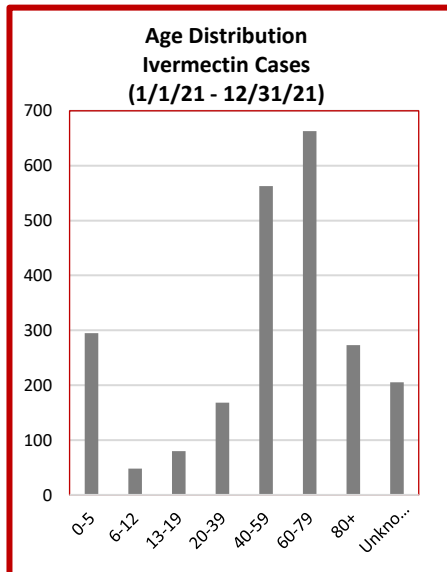




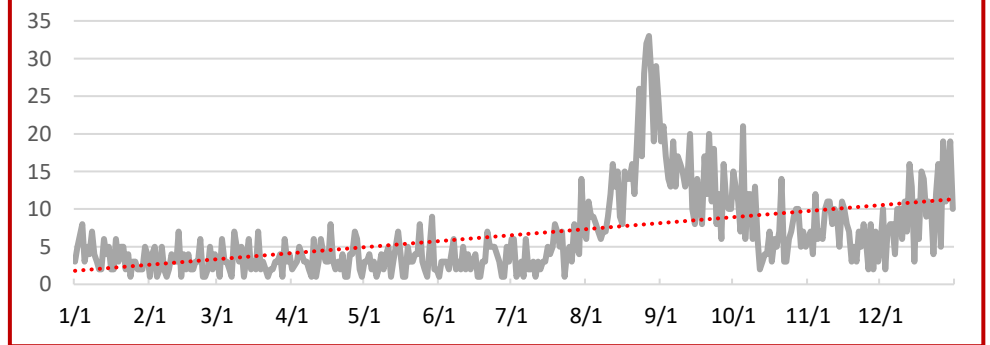
National Poison Data System (NPDS) Bulletin COVID-19 (Ivermectin)

Ivermectin Case Counts 2019 vs. 2020 vs. 2021 (January 1 - December 31)			
Month	2019	2020	2021
Jan.	35	26	112
Feb.	42	40	82
Mar.	51	48	91
Apr.	58	71	97
May	60	73	92
Jun.	72	61	80
Jul.	42	58	136
Aug.	42	58	478
Sep.	54	47	413
Oct.	43	42	242
Nov.	51	50	207
Dec.	44	76	307
TOTAL	594	650	2,337

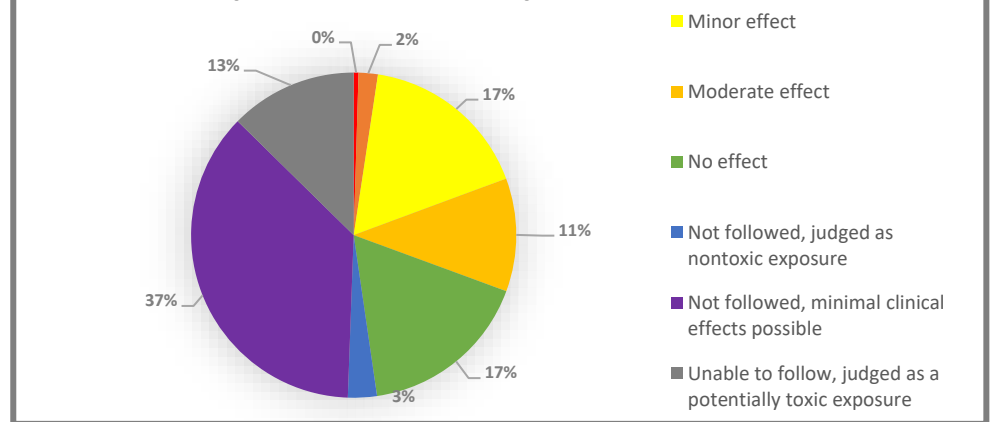


4601 N. FAIRFAX DR. • SUITE 630
ARLINGTON, VA 22203
MAIN 703.894.1858
FAX 703.683.2812
E-MAIL INFO@AAPCC.ORG
WWW.AAPCC.ORG

Case Counts
Ivermectin Cases
(1/1/21 - 12/31/21)



Medical Outcome
Ivermectin Cases
(1/1/21 - 12/31/21)



* Confirmed nonexposure and Unrelated effect cases are not included in this pie chart.
* Single and multiple exposure cases included; additional NPDS data is required to correlate cases with outcomes.

www.aapcc.org/national-poison-data-system

Gender Distribution Ivermectin Cases (1/1/21 - 12/31/21)		
Male	1,140	48.8%
Female	1,170	50.1%
Unknown	27	1.2%

*Case counts includes both intentional and unintentional exposures.

Results: According to data retrieved from the National Poison Data System (NPDS), there were 2,337 Ivermectin exposure cases reported to the 55 U.S. Poison Control Centers (Jan. 1, 2021 through Dec. 31, 2021), which resulted in an increase of 260% compared to the same time period during the previous year.