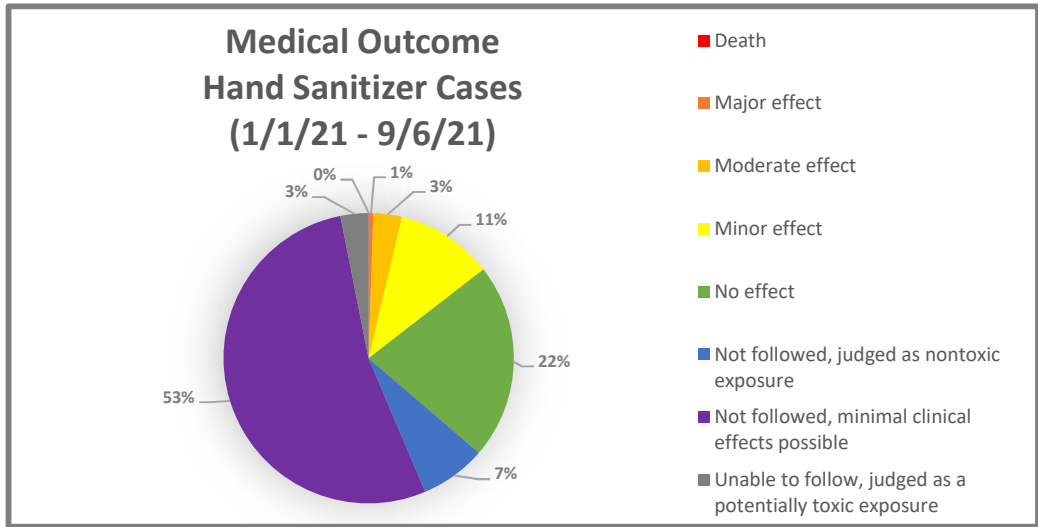
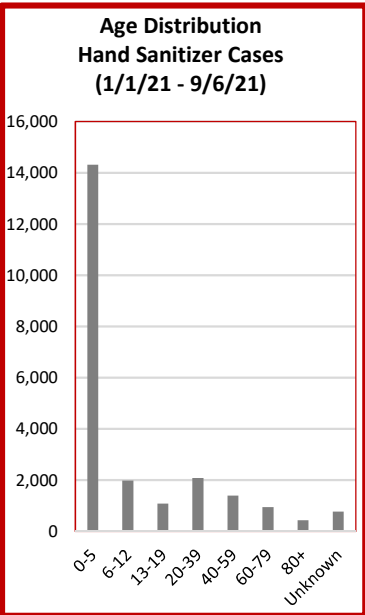
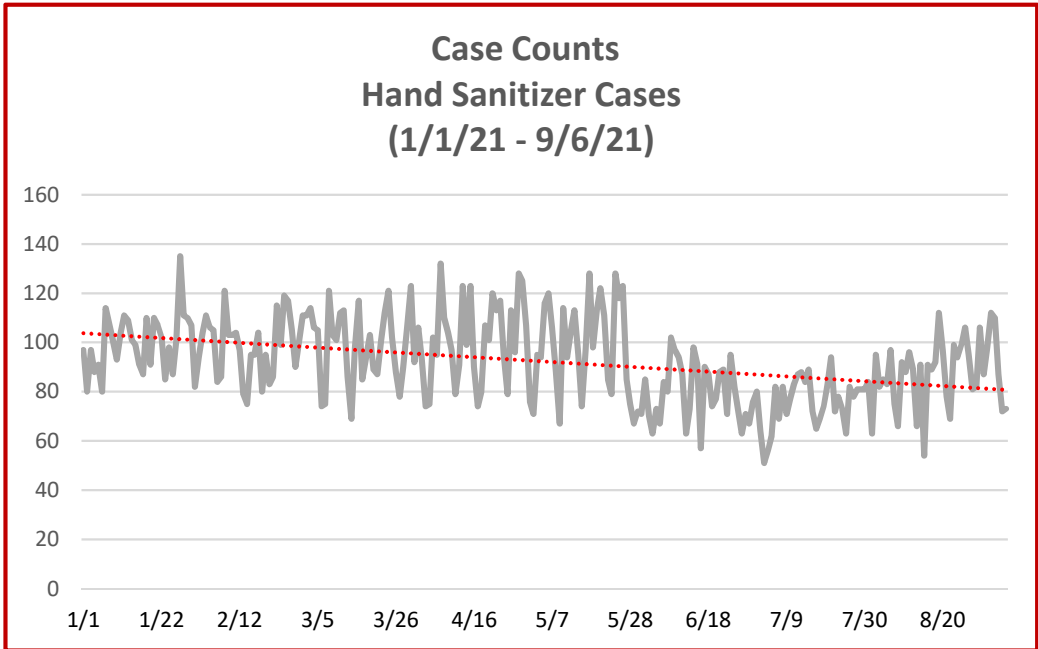




National Poison Data System (NPDS) Bulletin COVID-19 (Hand Sanitizer)

Hand Sanitizer Case Counts 2019 vs. 2021 (January 1 - September 6)		
Month	2019	2021
Jan.	1,936	3,085
Feb.	1,813	2,756
Mar.	1,850	3,087
Apr.	1,749	3,048
May	1,856	2,999
Jun.	1,570	2,386
Jul.	1,529	2,355
Aug.	1,849	2,699
Sep.	341	552
TOTAL	14,493	22,967



* Confirmed nonexposure and Unrelated effect cases are not included in this pie chart
 * Single and multiple exposure cases included; additional NPDS data is required to correlate cases with outcomes.
<https://aapcc.org/data-system>

Gender Distribution Hand Sanitizer Cases (1/1/21 - 9/6/21)		
Male	11,953	52.0%
Female	10,919	47.5%
Unknown	95	0.4%

4601 N. FAIRFAX DR. • SUITE 630
 ARLINGTON, VA 22203
 MAIN 703.894.1858
 FAX 703.683.2812
 E-MAIL INFO@AAPCC.ORG
 WWW.AAPCC.ORG

Results: According to data retrieved from the National Poison Data System (NPDS), there were 22,967 Hand Sanitizer exposure cases reported to the 55 U.S. Poison Control Centers (Jan. 1, 2021 through Sep. 6, 2021), which resulted in an increase of 58% compared to the same time before the COVID-19 pandemic (2019).