



**American Association of Poison Control Centers**

**Synthetic Cannabinoid Data**  
*April 30, 2022*

These numbers reflect the closed human exposures to synthetic cannabinoid (THC homologs) reported to poison centers as of April 30, 2022. The numbers may change as cases are closed and additional information is received.

<b>Year</b>	<b>Number of Cases</b>
2011	6,968
2012	5,225
2013	2,666
2014	3,681
2015	7,792
2016	2,703
2017	1,959
2018	1,993
2019	1,163
2020	1,199
2021	984
<b>2022</b>	<b>182</b>

<b>2022 by Month</b>	<b>Number of Cases</b>
January 2022	53
February 2022	35
March 2022	43
April 2022	51
May 2022	
June 2022	
July 2022	
August 2022	
September 2022	
October 2022	
November 2022	
December 2022	
<b>Total</b>	<b>182</b>

*Information continues on next page.*

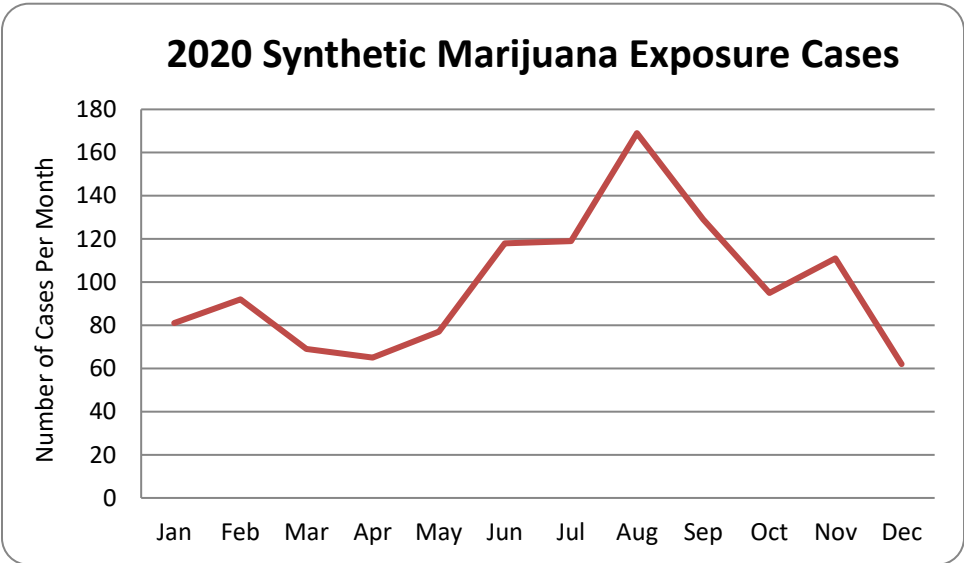
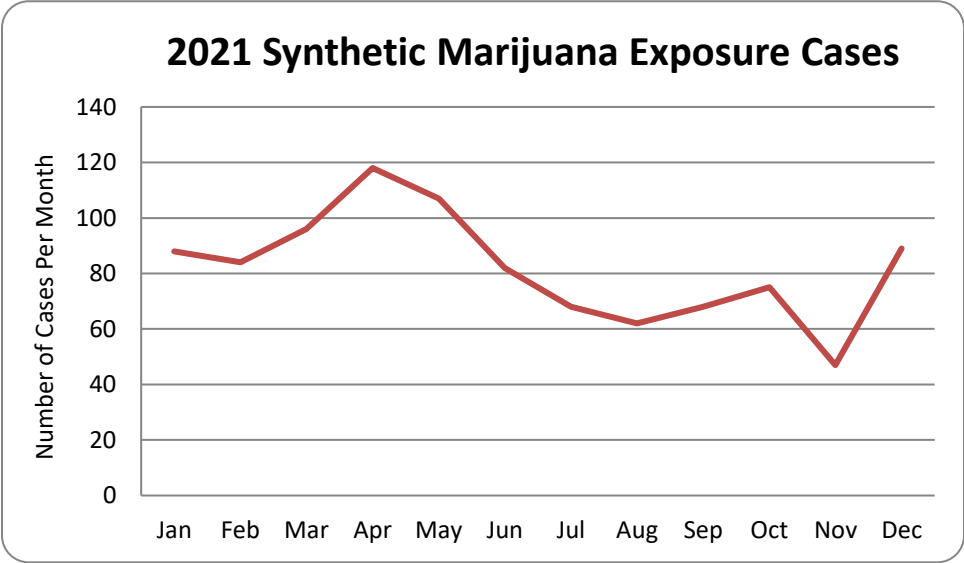
Month	Number of Cases				
	2022	2021	2020	2019	2018
January	53	88	81	89	145
February	35	84	92	120	191
March	43	96	69	97	175
April	51	118	65	102	309
May	0	107	77	112	178
June	0	82	118	113	175
July	0	68	119	105	157
August	0	62	169	85	172
September	0	67	129	83	199
October	0	75	95	93	97
November	0	47	111	73	97
December	0	89	62	91	98
<b>Total</b>	<b>182</b>	<b>984</b>	<b>1,187</b>	<b>1,163</b>	<b>1,993</b>

Month	Number of Cases				
	2017	2016	2015	2014	2013
January	188	292	355	181	177
February	155	282	273	167	252
March	157	302	270	205	253
April	165	207	1,511	251	266
May	193	228	1,205	312	277
June	195	170	655	337	230
July	167	224	740	280	186
August	139	211	721	441	204
September	162	175	629	395	213
October	234	155	614	439	200
November	101	279	454	357	208
December	103	178	365	316	200
<b>Total</b>	<b>1,959</b>	<b>2,703</b>	<b>7,792</b>	<b>3,681</b>	<b>2,666</b>

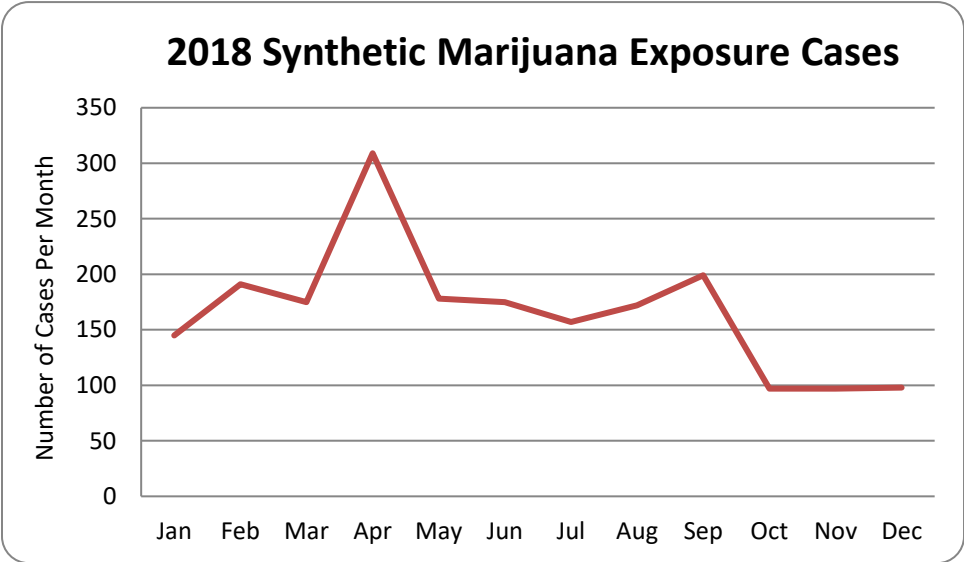
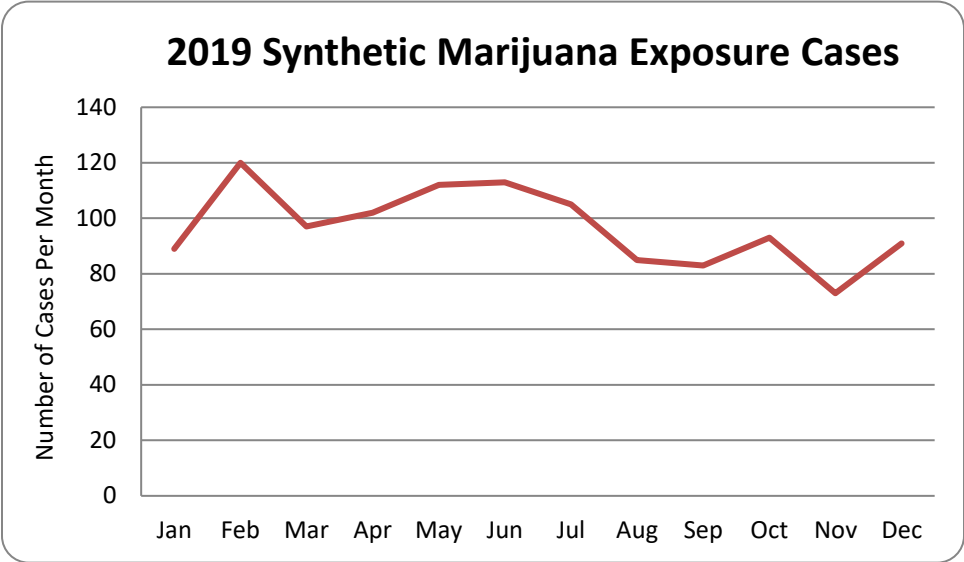
**Please note:** American Association of Poison Control Center data for this year and last is considered preliminary because it is possible that a poison center may update a case anytime during the year if new information is obtained. In the fall of each year, the data for the previous year is locked, and no additional changes are made.

The term “exposure” means someone has had contact with the substance in some way; for example, ingested, inhaled, absorbed by the skin or eyes, etc. Not all exposures are poisonings or overdoses.

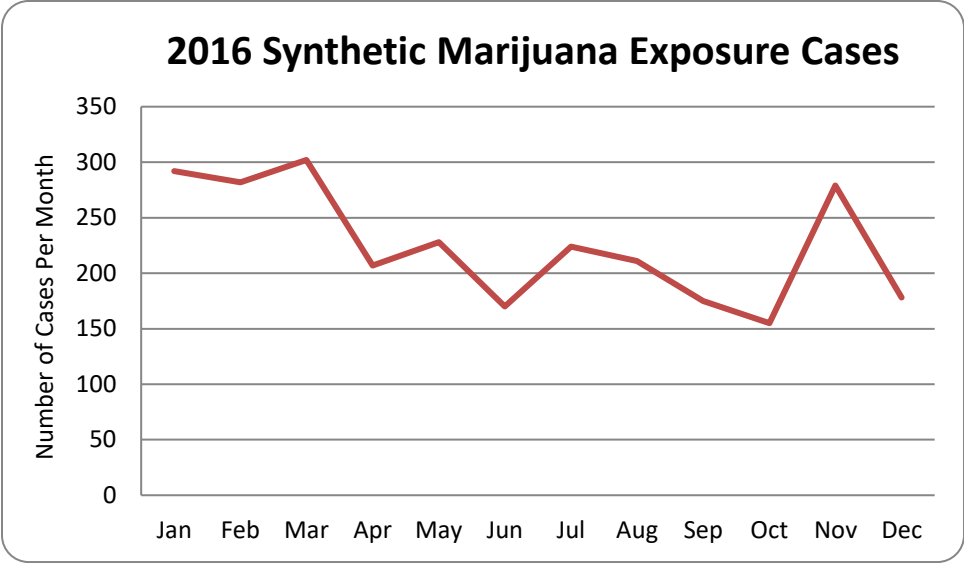
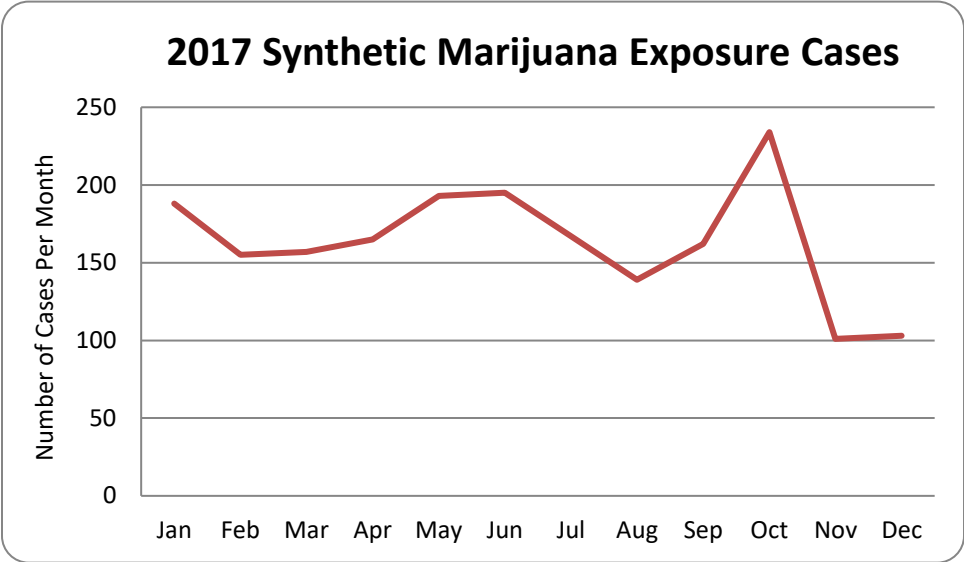
*Information continues on next page.*



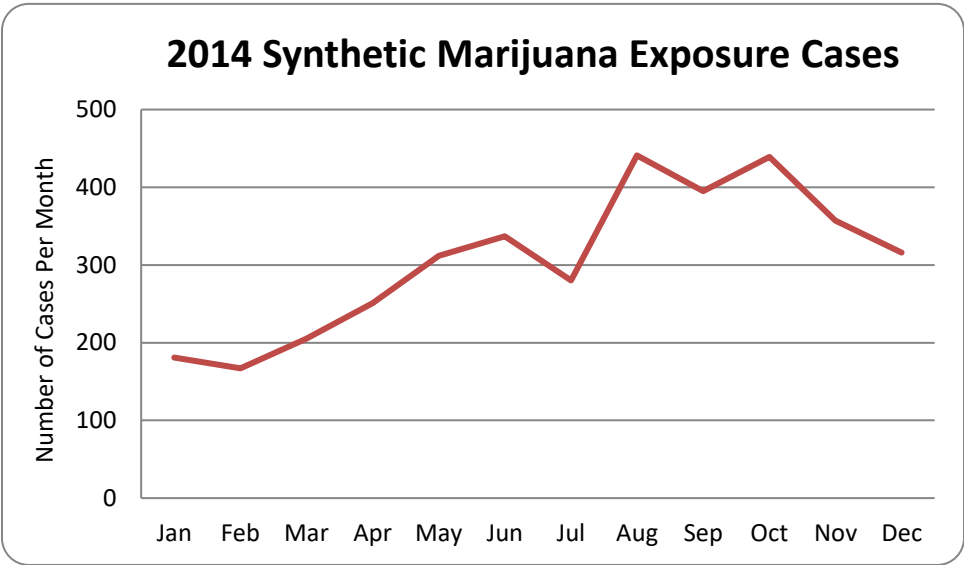
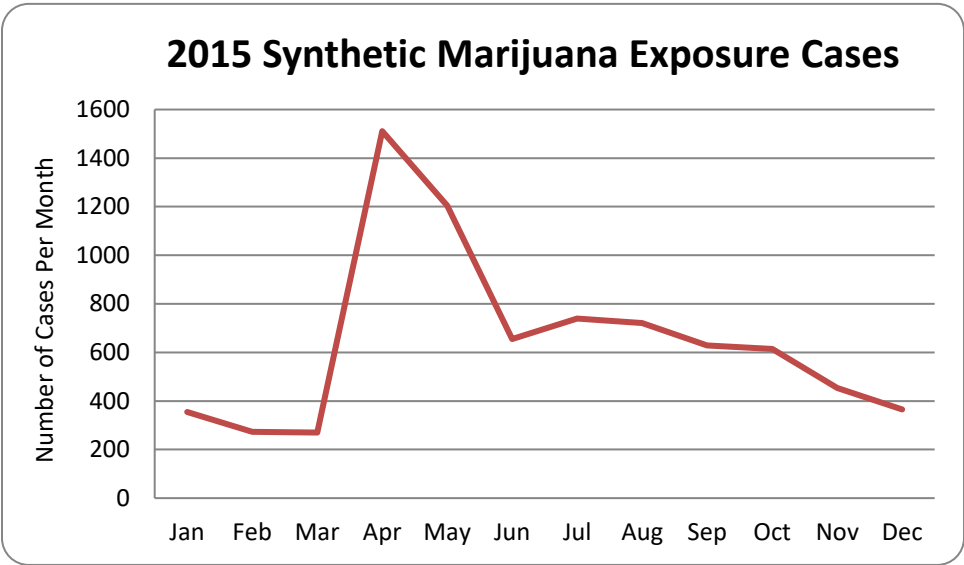
*Information continues on next page.*



*Information continues on next page.*

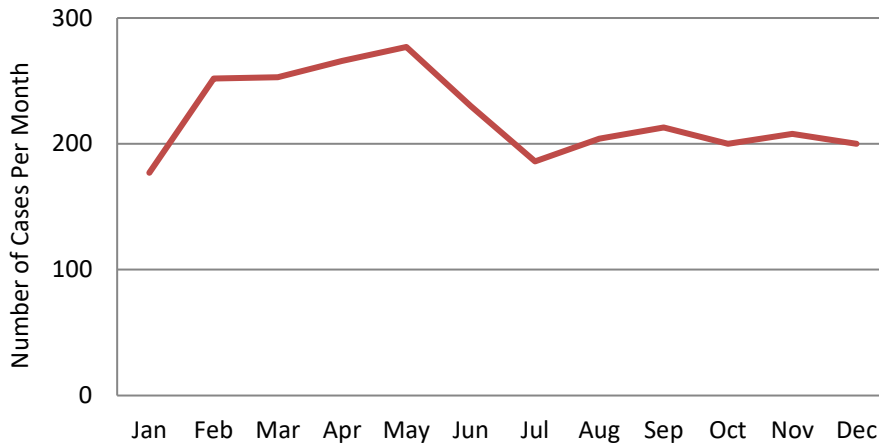


*Information continues on next page.*

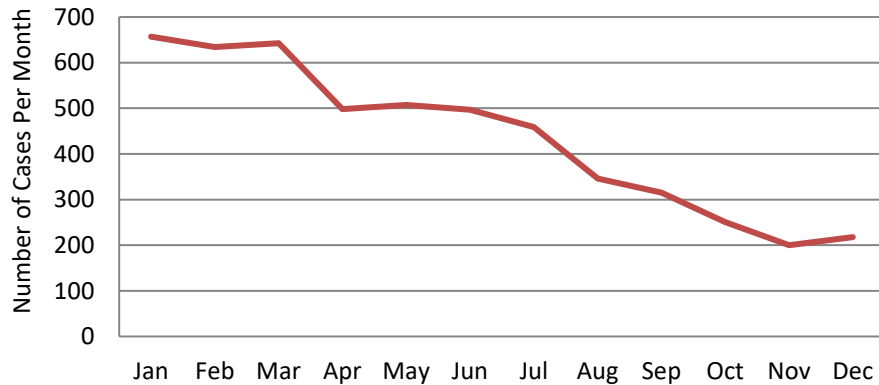


*Information continues on next page.*

### 2013 Synthetic Marijuana Exposure Cases



### 2012 Synthetic Marijuana Exposure Cases



### 2011 Synthetic Marijuana Exposure Cases

