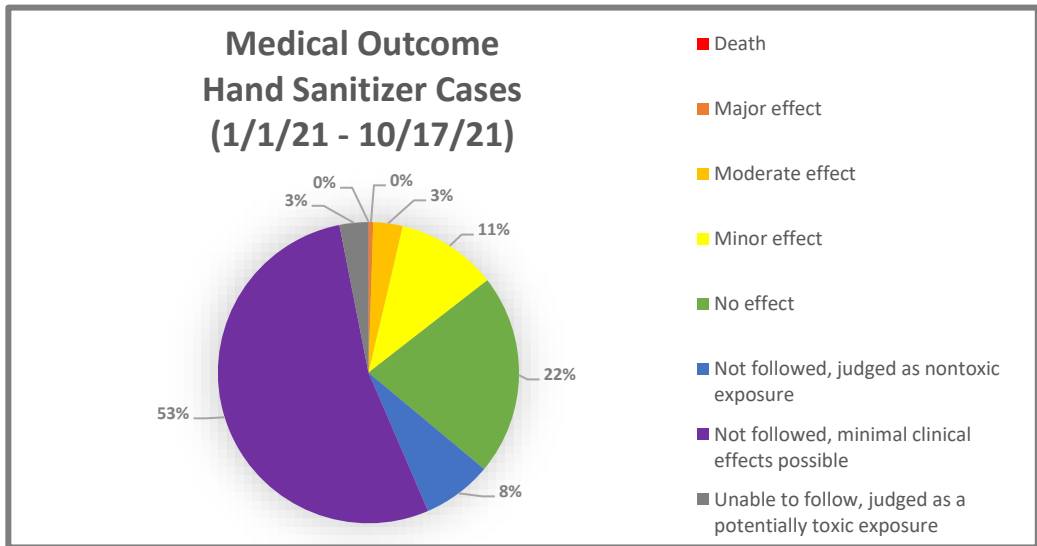
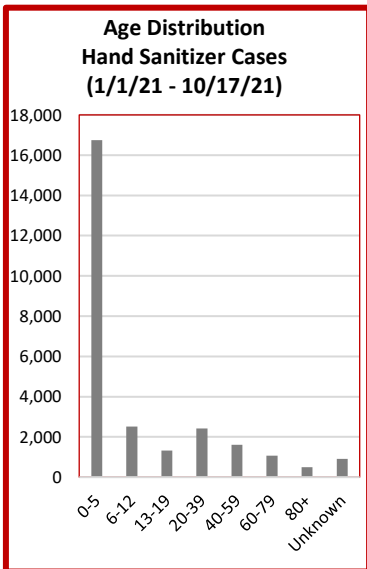
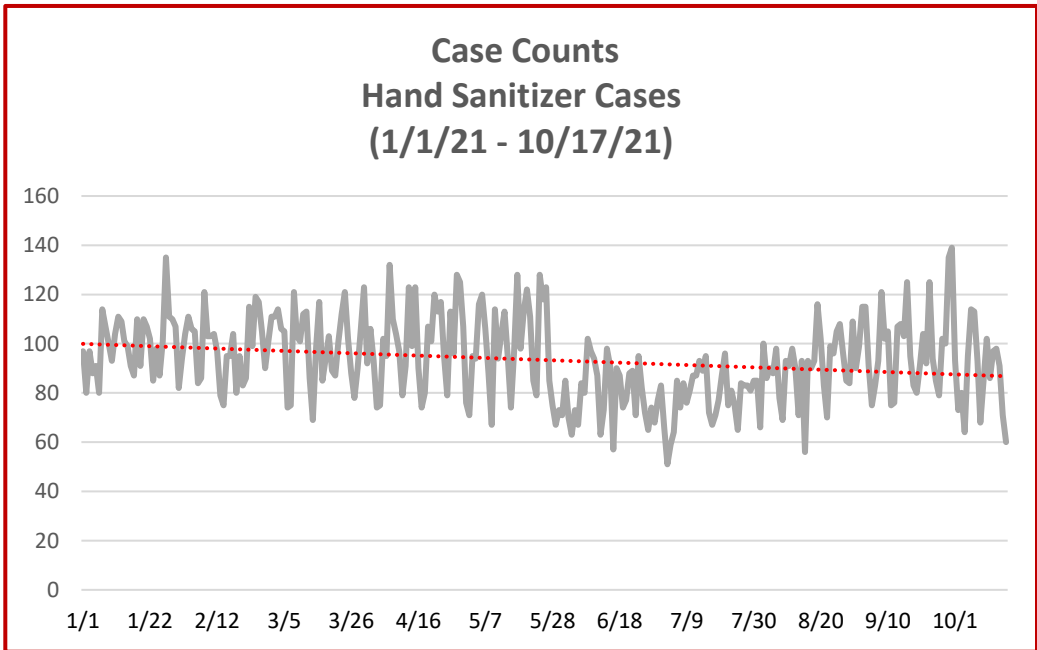




# National Poison Data System (NPDS) Bulletin COVID-19 (Hand Sanitizer)

**Hand Sanitizer Case Counts  
2019 vs. 2021  
(January 1 - October 17)**

Month	2019	2021
Jan.	1,936	3,085
Feb.	1,813	2,756
Mar.	1,850	3,087
Apr.	1,749	3,048
May	1,856	3,000
Jun.	1,570	2,393
Jul.	1,529	2,441
Aug.	1,849	2,786
Sep.	1,976	2,997
Oct	1,103	1,483
<b>TOTAL</b>	<b>17,231</b>	<b>27,076</b>



\* Confirmed nonexposure and Unrelated effect cases are not included in this pie chart

\* Single and multiple exposure cases included; additional NPDS data is required to correlate cases with outcomes.

[www.aapcc.org/national-poison-data-system](http://www.aapcc.org/national-poison-data-system)

**Gender Distribution Hand Sanitizer Cases (1/1/21 - 10/17/21)**

Male	14,104	52.1%
Female	12,862	47.5%
Unknown	110	0.4%

4601 N. FAIRFAX DR. • SUITE 630  
ARLINGTON, VA 22203  
MAIN 703.894.1858  
FAX 703.683.2812  
E-MAIL [INFO@AAPCC.ORG](mailto:INFO@AAPCC.ORG)  
WWW.AAPCC.ORG

Results: According to data retrieved from the National Poison Data System (NPDS), there were 27,076 Hand Sanitizer exposure cases reported to the 55 U.S. Poison Control Centers (Jan. 1, 2021 through Oct. 17, 2021), which resulted in an increase of 57% compared to the same time before the COVID-19 pandemic (2019).

Call 1-800-222-1222 for poison emergencies or questions. This nationwide number is answered by the Poison Center that serves you.