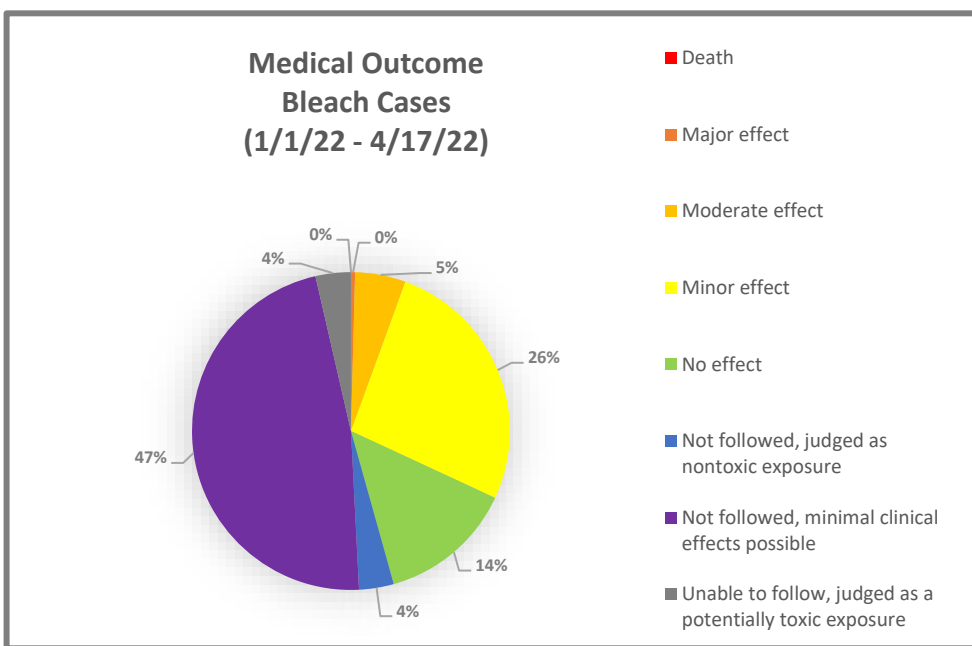
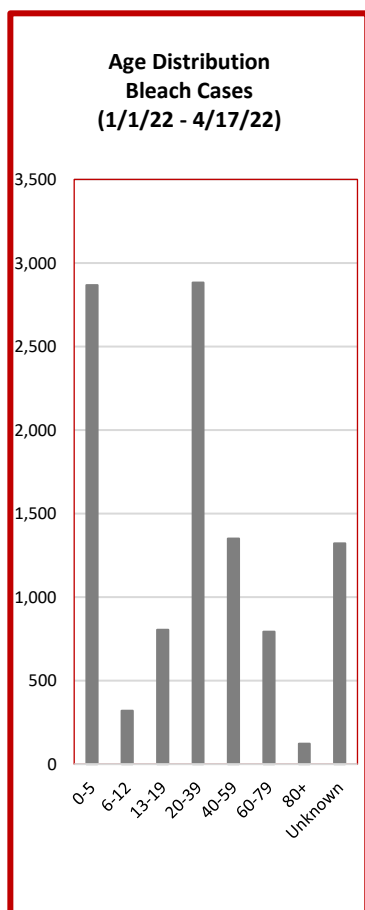
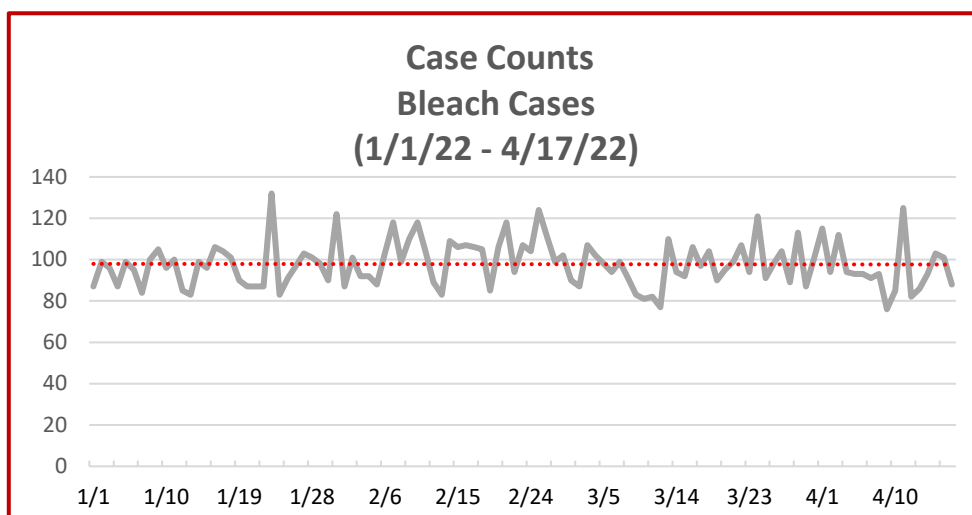




National Poison Data System (NPDS) Bulletin COVID-19 (Bleach)

Bleach Case Counts 2019 vs. 2022 (January 1 - April 17)		
Month	2019	2022
Jan.	3,070	2,990
Feb.	2,926	2,867
Mar.	3,184	2,983
April.	1,803	1,624
TOTAL	10,983	10,464



* Confirmed nonexposure and Unrelated effect cases are not included in this pie chart
* Single and multiple exposure cases included; additional NPDS data is required to correlate cases with outcomes.

www.aapcc.org/national-poison-data-system

Gender Distribution Bleach Cases (1/1/22 - 4/17/22)		
Male	4,485	42.9%
Female	5,904	56.4%
Unknown	75	0.7%

Results: According to data retrieved from the National Poison Data System (NPDS), there were 10,464 Bleach exposure cases reported to the 55 U.S. Poison Control Centers (Jan. 1, 2022 through Apr. 17, 2022), which resulted in a decrease of 5% compared to the same time period before the COVID-19 pandemic (2019).

4601 N. FAIRFAX DR. • SUITE 630
ARLINGTON, VA 22203
MAIN 703.894.1858
FAX 703.683.2812
E-MAIL INFO@AAPCC.ORG
WWW.AAPCC.ORG

Call 1-800-222-1222 for poison emergencies or questions. This nationwide number is answered by the Poison Center that serves you.