



American Association of Poison Control Centers

Laundry Detergent Packets (unit dose liquid) Data
August 31, 2019

These numbers reflect the closed human exposures for kids 5 years old and younger, to single-load liquid laundry packets reported to poison centers as of August 31, 2019. The numbers may change as cases are closed and additional information is received.

Year	Number of Cases
2013	10,777
2014	12,204
2015	13,112
2016	13,004
2017	10,883
2018	9,445
2019	6,727

2019 by Month	Number of Cases
January 2019	648
February 2019	687
March 2019	773
April 2019	821
May 2019	955
June 2019	970
July 2019	956
August 2019	917
September 2019	
October 2019	
November 2019	
December 2019	
Total YTD	6,727

2018 by Month	Number of Cases
January 2018	626
February 2018	610
March 2018	730
April 2018	784
May 2018	886
June 2018	889
July 2018	897
August 2018	891
September 2018	836
October 2018	862
November 2018	709
December 2018	725
Total	9,445

2017 by Month	Number of Cases
January 2017	808
February 2017	812
March 2017	946
April 2017	915
May 2017	1,077
June 2017	1,114
July 2017	974
August 2017	1,018
September 2017	923
October 2017	882
November 2017	778
December 2017	636
Total	10,883

2016 by Month	Number of Cases
January 2016	1,047
February 2016	943
March 2016	1,039
April 2016	1,112
May 2016	1,316
June 2016	1,185
July 2016	1,242
August 2016	1,281
September 2016	1,039
October 2016	1,049
November 2016	911
December 2016	840
Total	13,004

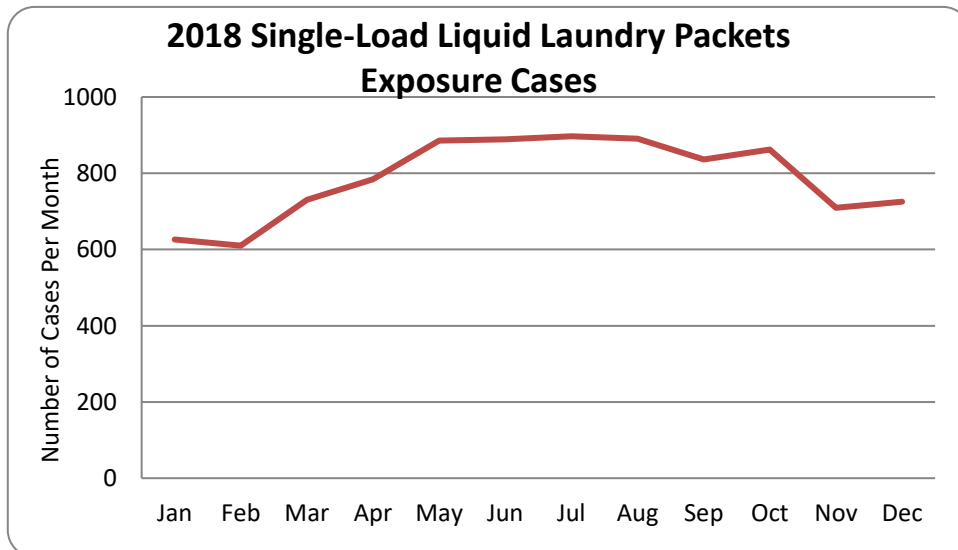
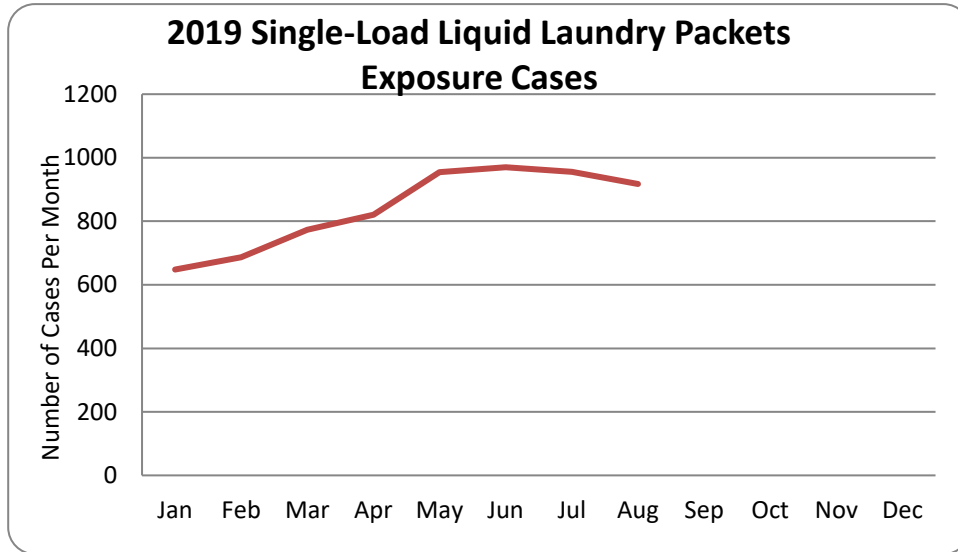
2015 by Month	Number of Cases
January 2015	947
February 2015	860
March 2015	1,033
April 2015	1,061
May 2015	1,181
June 2015	1,225
July 2015	1,177
August 2015	1,192
September 2015	1,158
October 2015	1,106
November 2015	1,108
December 2015	1,064
Total	13,112

2014 by Month	Number of Cases
January 2014	817
February 2014	823
March 2014	1,003
April 2014	972
May 2014	1,032
June 2014	1,205
July 2014	1,108
August 2014	1,199
September 2014	1,124
October 2014	1,066
November 2014	973
December 2014	882
Total	12,204

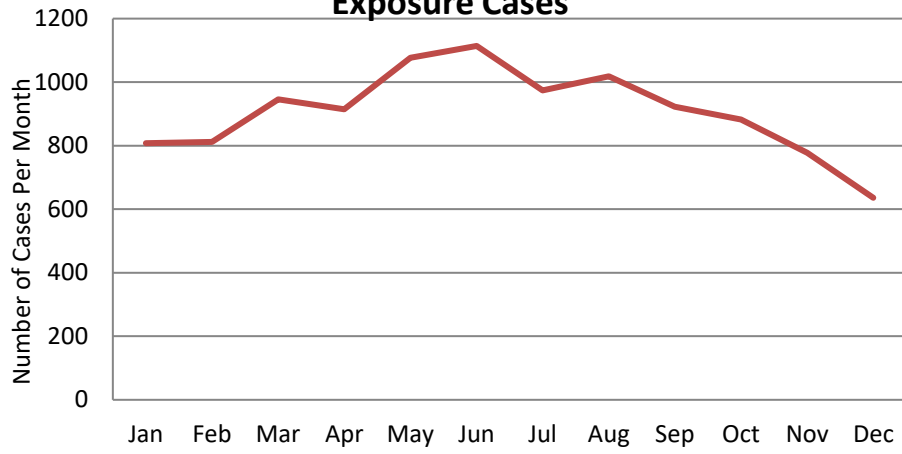
2013 by Month	Number of Cases
January 2013	770
February 2013	782
March 2013	917
April 2013	1,001
May 2013	970
June 2013	966
July 2013	999
August 2013	998
September 2013	926
October 2013	908
November 2013	791
December 2013	749
Total	10,777

Please note: American Association of Poison Control Center data for this year and last is considered preliminary because it is possible that a poison center may update a case anytime during the year if new information is obtained. In the fall of each year, the data for the previous year is locked, and no additional changes are made.

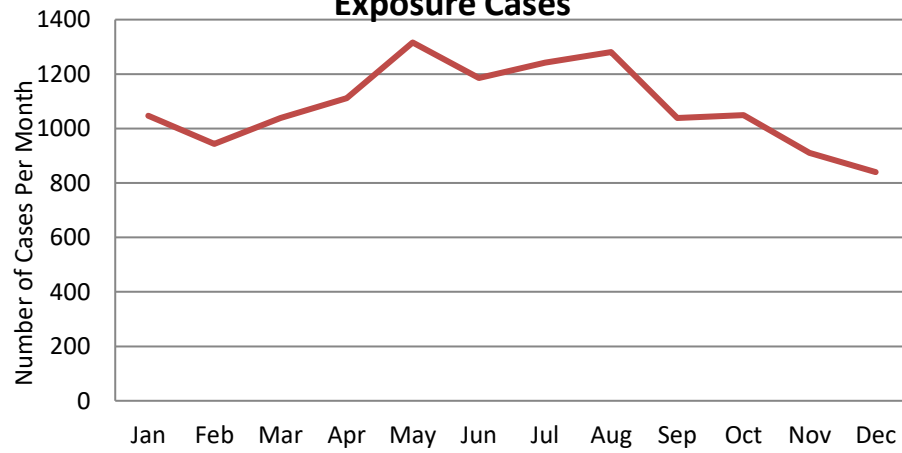
The term “exposure” means someone has had contact with the substance in some way; for example, ingested, inhaled, absorbed by the skin or eyes, etc. Not all exposures are poisonings or overdoses.

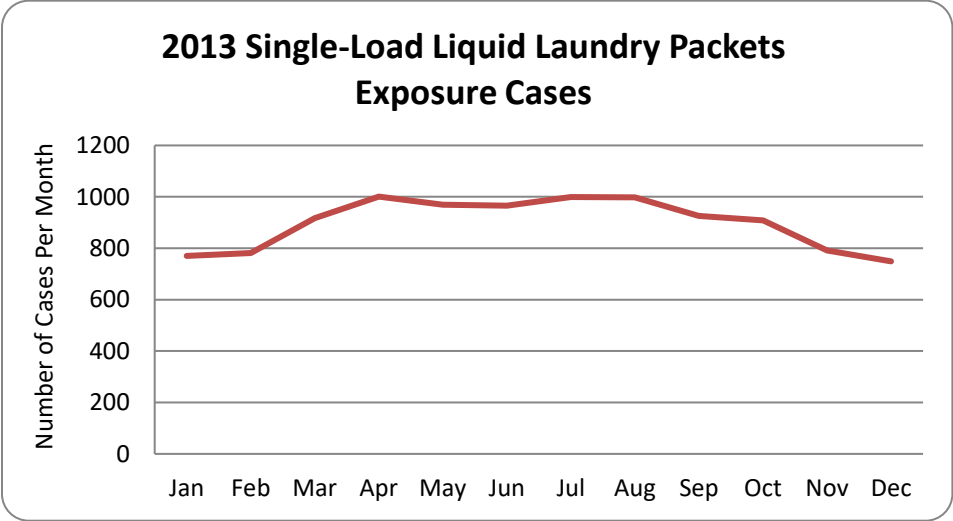
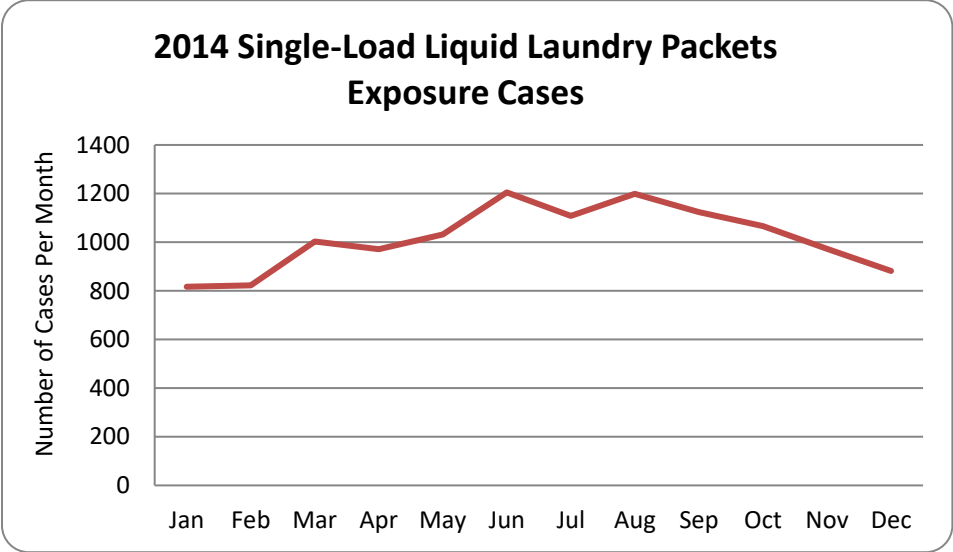
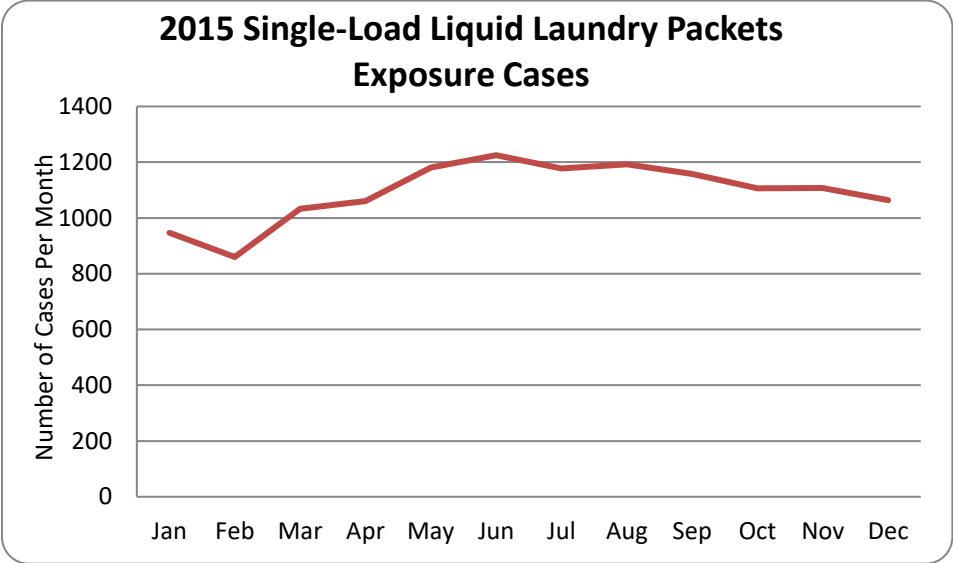


**2017 Single-Load Liquid Laundry Packets
Exposure Cases**



**2016 Single-Load Liquid Laundry Packets
Exposure Cases**





- END -