

AMERICA'S POISON CENTERS™

Synthetic Cannabinoid Data February 28, 2023

These numbers reflect the closed human exposures to synthetic cannabinoid (THC homologs) reported to poison centers as of February 28, 2023. The numbers may change as cases are closed and additional information is received.

Year	Number of Cases
2011	6,968
2012	5,225
2013	2,666
2014	3,681
2015	7,792
2016	2,703
2017	1,959
2018	1,993
2019	1,163
2020	1,202
2021	1,010
2022	524
2023	94

2022 by Month	Number of Cases
January 2023	39
February 2023	55
March 2023	0
April 2023	0
May 2023	0
June 2023	0
July 2023	0
August 2023	0
September 2023	0
October 2023	0
November 2023	0
December 2023	0
Total	94

Information continues on next page.

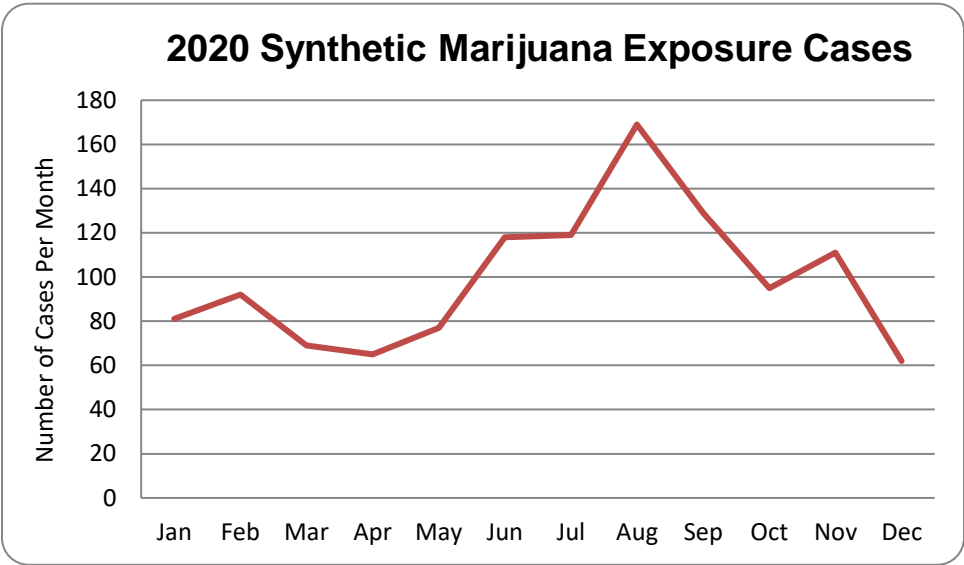
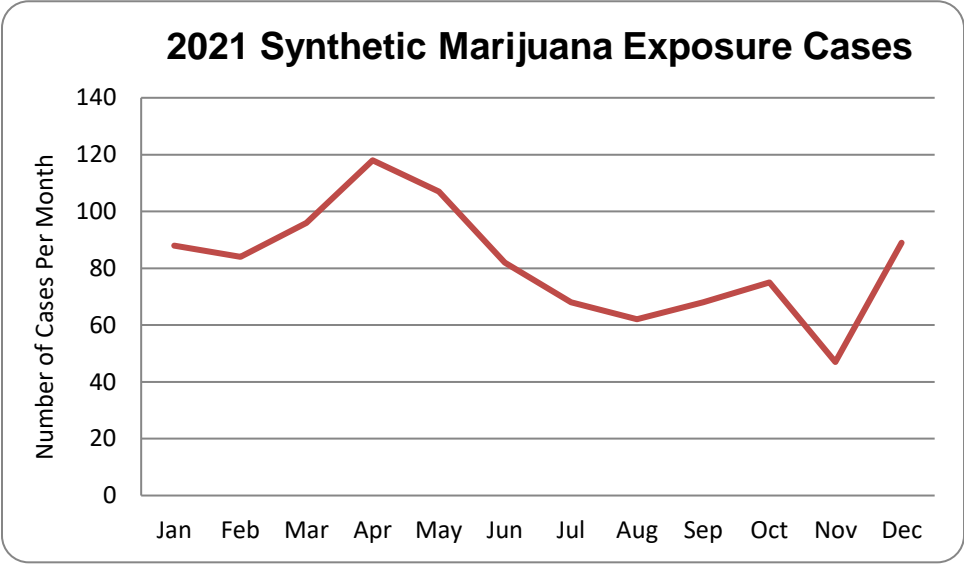
Month	Number of Cases				
	2023	2022	2021	2020	2019
January	39	55	88	81	89
February	55	35	84	95	120
March	0	44	96	69	97
April	0	52	118	65	102
May	0	43	107	81	112
June	0	42	82	118	113
July	0	42	68	120	105
August	0	42	62	169	85
September	0	42	68	129	83
October	0	43	75	95	93
November	0	45	47	114	73
December	0	42	115	66	91
Total	94	524	1,010	1,202	1,163

Month	Number of Cases				
	2018	2017	2016	2015	2014
January	145	188	292	355	181
February	191	155	282	273	167
March	175	157	302	270	205
April	309	165	207	1,511	251
May	178	193	228	1,205	312
June	175	195	170	655	337
July	157	167	224	740	280
August	172	139	211	721	441
September	199	162	175	629	395
October	97	234	155	614	439
November	97	101	279	454	357
December	98	103	178	365	316
Total	1,993	1,959	2,703	7,792	3,681

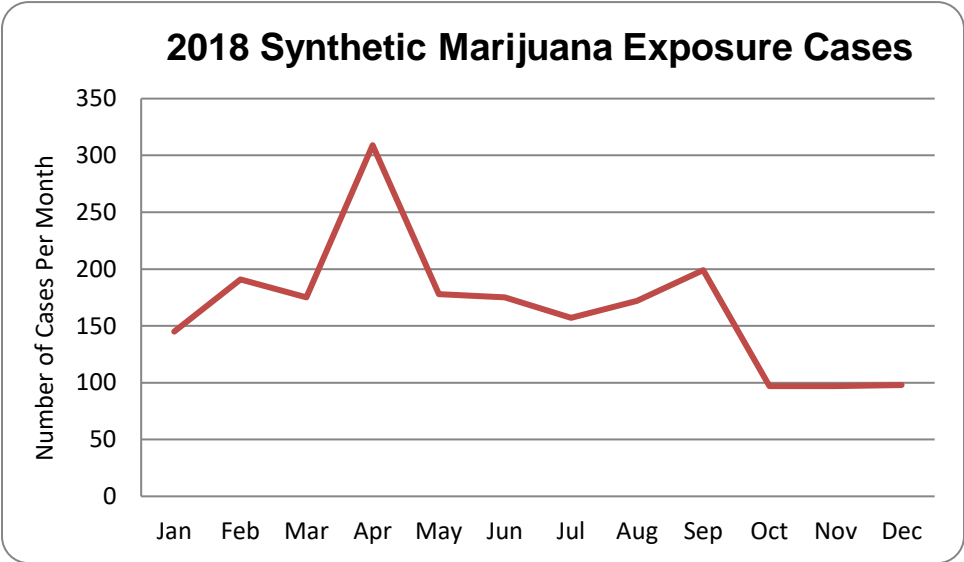
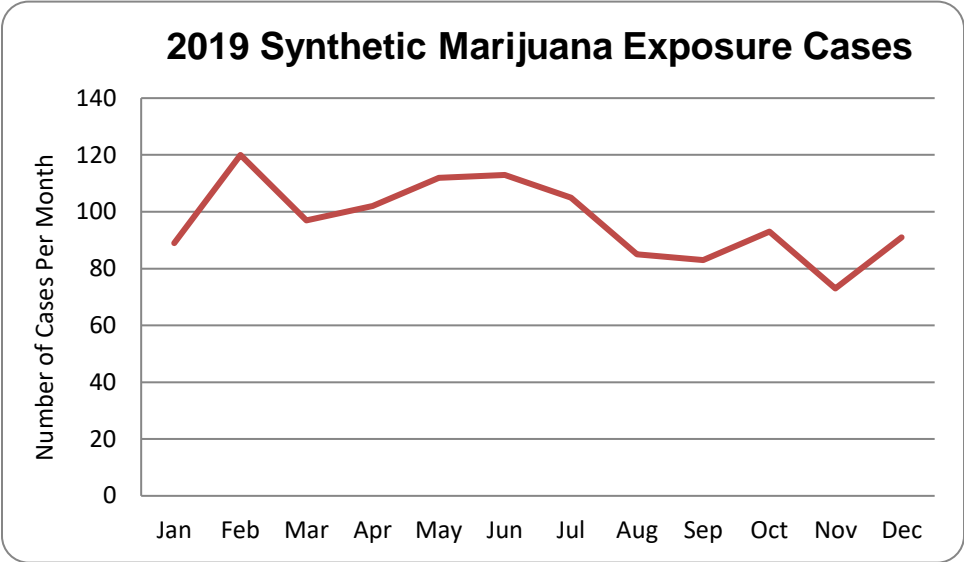
Please note: America’s Poison Centers data for this year and last is considered preliminary because it is possible that a poison center may update a case anytime during the year if new information is obtained. In the fall of each year, the data for the previous year is locked, and no additional changes are made.

The term “exposure” means someone has had contact with the substance in some way; for example, ingested, inhaled, absorbed by the skin or eyes, etc. Not all exposures are poisonings or overdoses.

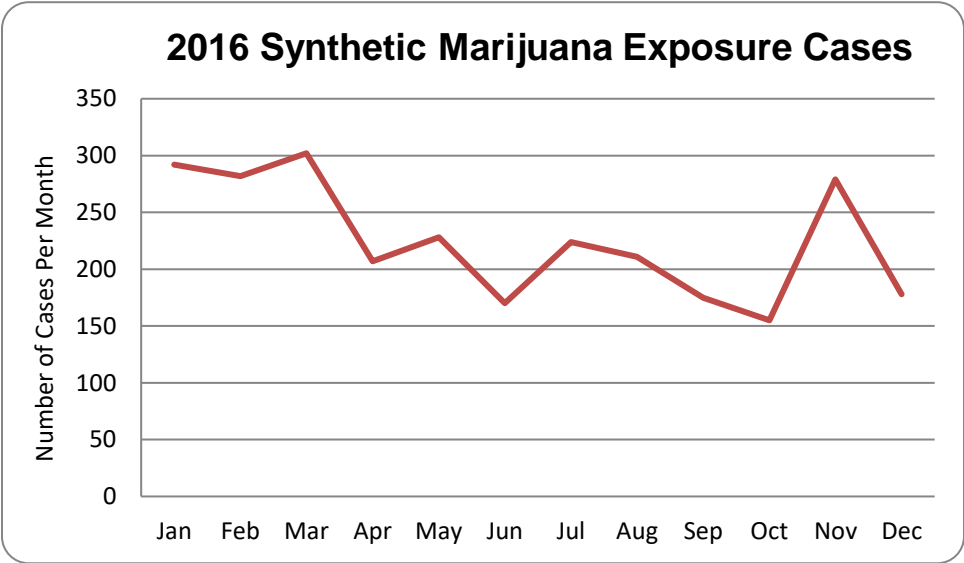
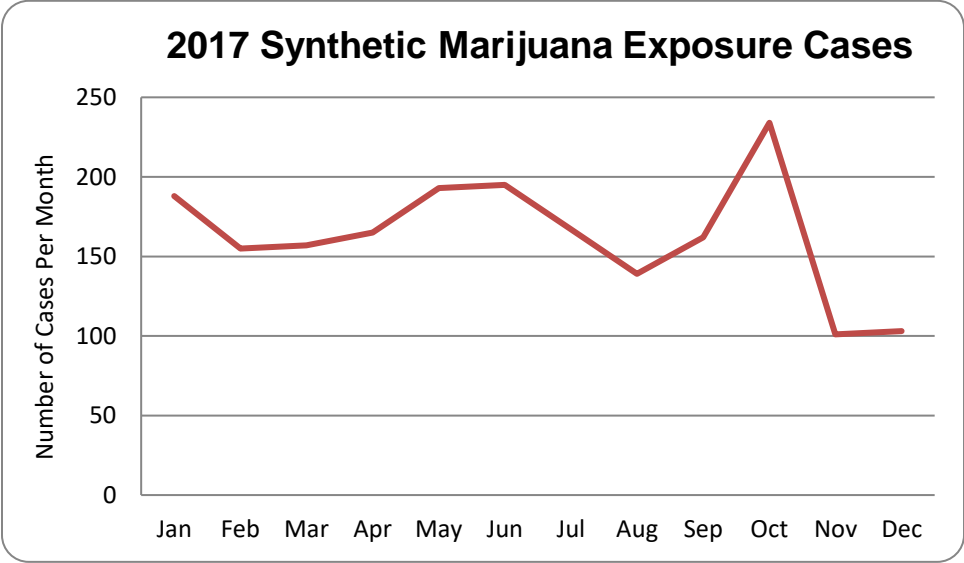
Information continues on next page.



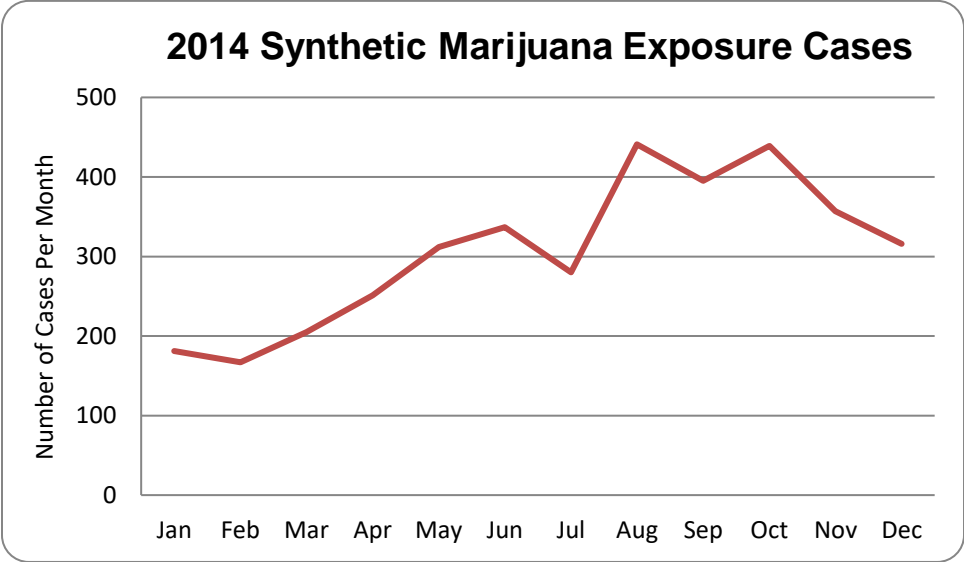
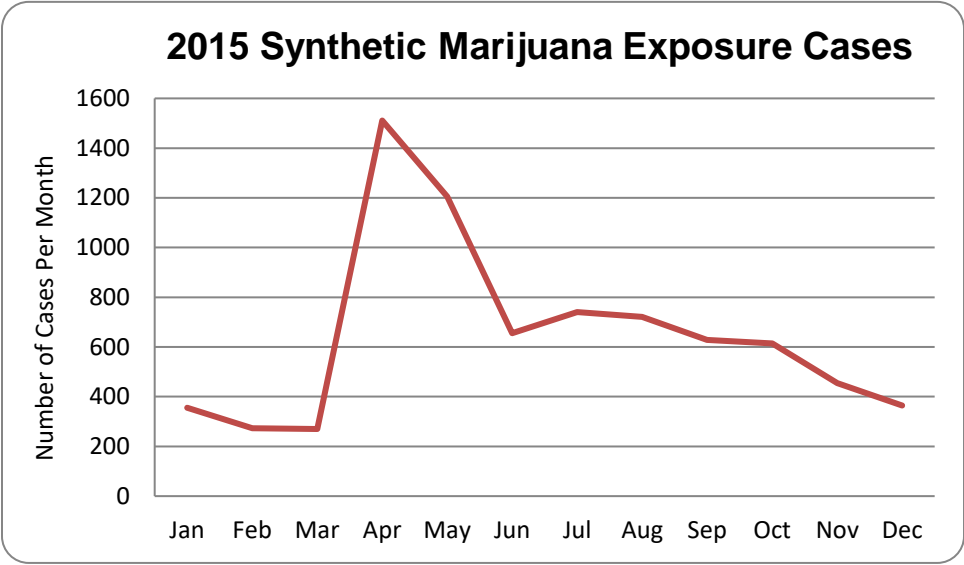
Information continues on next page.



Information continues on next page.

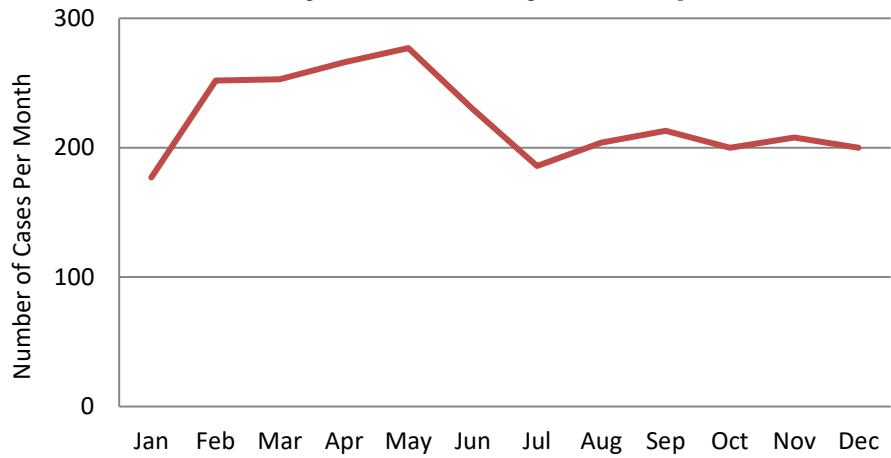


Information continues on next page.

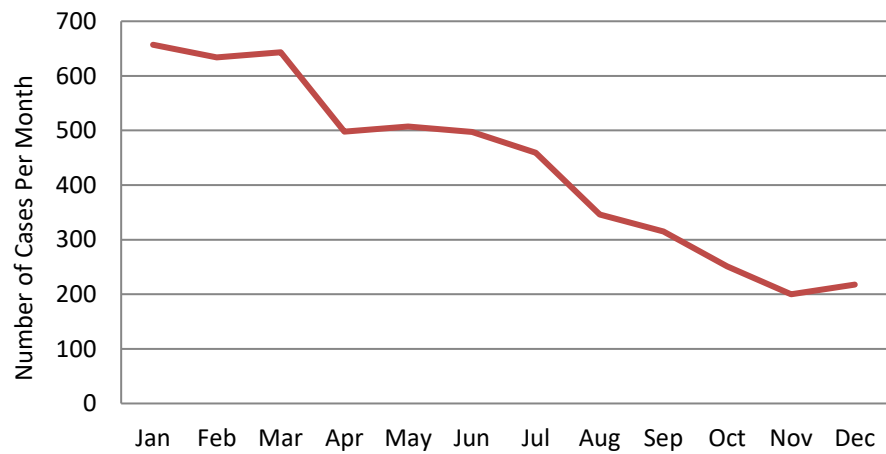


Information continues on next page.

2013 Synthetic Marijuana Exposure Cases



2012 Synthetic Marijuana Exposure Cases



2011 Synthetic Marijuana Exposure Cases

