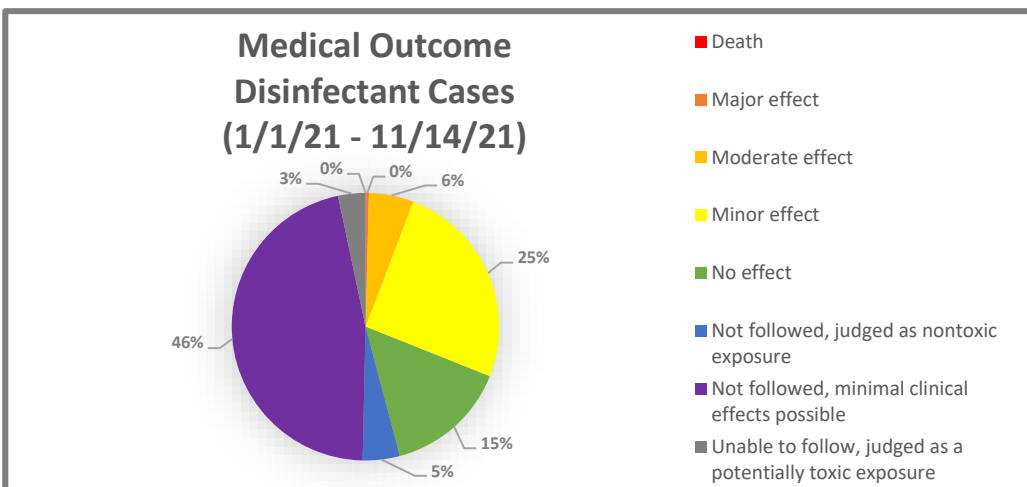
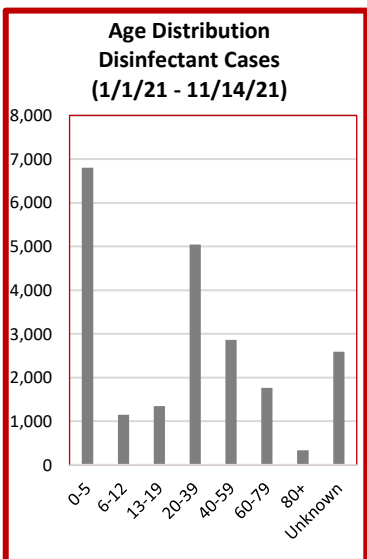
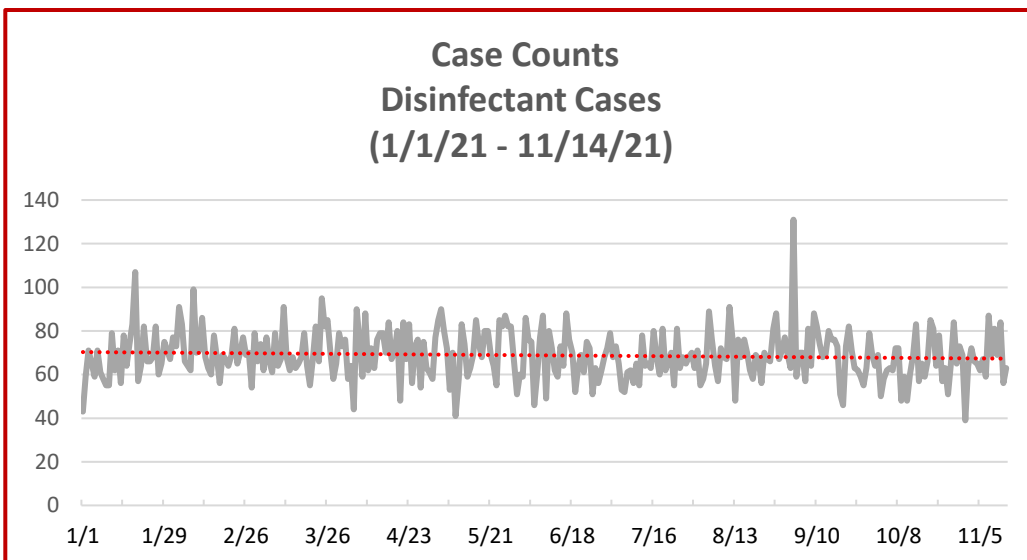




National Poison Data System (NPDS) Bulletin COVID-19 (Disinfectant)

Disinfectant Case Counts 2019 vs. 2021 (January 1 - November 14)		
Month	2019	2021
Jan.	1,621	2,094
Feb.	1,431	1,990
Mar.	1,756	2,200
Apr.	1,628	2,096
May	1,823	2,203
Jun.	1,735	2,023
Jul.	1,764	2,050
Aug.	1,856	2,145
Sep.	1,737	2,118
Oct.	1,724	1,996
Nov.	776	964
TOTAL	17,851	21,879



* Confirmed nonexposure and Unrelated effect cases are not included in this pie chart
 * Single and multiple exposure cases included; additional NPDS data is required to correlate cases with outcomes.

www.aapcc.org/national-poison-data-system

Gender Distribution Disinfectant Cases (1/1/21 - 11/14/21)		
Male	10,601	48.5%
Female	10,957	50.1%
Unknown	321	1.5%

4601 N. FAIRFAX DR. • SUITE 630
 ARLINGTON, VA 22203
 MAIN 703.894.1858
 FAX 703.683.2812
 E-MAIL INFO@AAPCC.ORG
 WWW.AAPCC.ORG

Results: According to data retrieved from the National Poison Data System (NPDS), there were 21,879 Disinfectant exposure cases reported to the 55 U.S. Poison Control Centers (Jan. 1, 2021 through Nov. 14, 2021), which resulted in an increase of 23% compared to the same time period before the COVID-19 pandemic (2019).