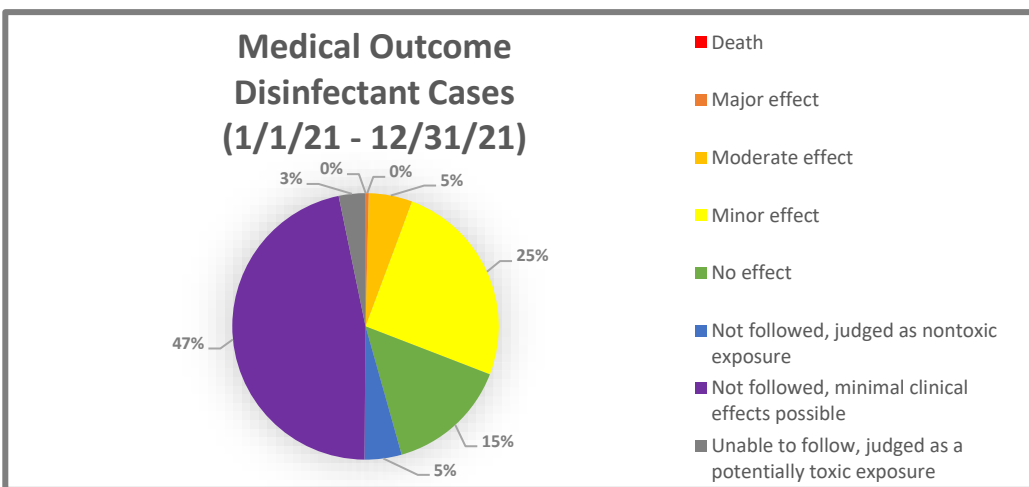
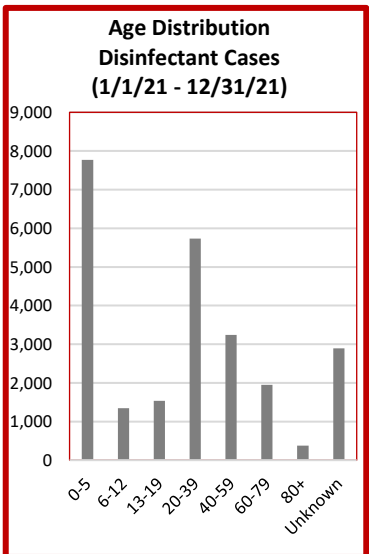
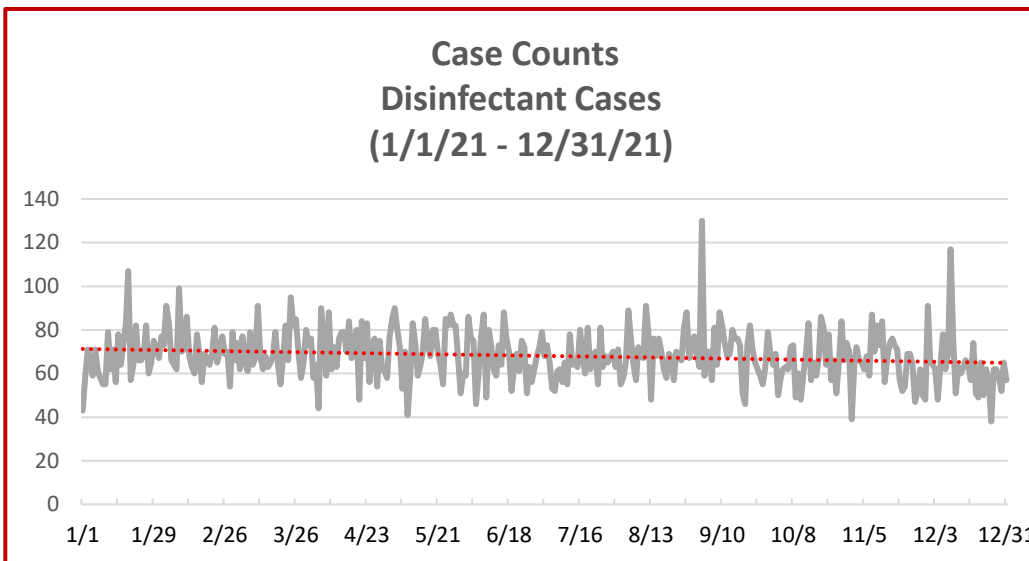




# National Poison Data System (NPDS) Bulletin COVID-19 (Disinfectant)

Disinfectant Case Counts 2019 vs. 2021 (January 1 - December 31)		
Month	2019	2021
Jan.	1,621	2,094
Feb.	1,431	1,990
Mar.	1,756	2,201
Apr.	1,628	2,096
May	1,823	2,203
Jun.	1,735	2,023
Jul.	1,764	2,050
Aug.	1,856	2,147
Sep.	1,737	2,119
Oct.	1,724	2,007
Nov.	1,622	1,984
Dec.	1,570	1,931
<b>TOTAL</b>	<b>20,267</b>	<b>24,845</b>



\* Confirmed nonexposure and Unrelated effect cases are not included in this pie chart  
 \* Single and multiple exposure cases included; additional NPDS data is required to correlate cases with outcomes.

[www.aapcc.org/national-poison-data-system](http://www.aapcc.org/national-poison-data-system)

Gender Distribution Disinfectant Cases (1/1/21 - 12/31/21)		
Male	11,998	48.3%
Female	12,471	50.2%
Unknown	376	1.5%

4601 N. FAIRFAX DR. • SUITE 630  
 ARLINGTON, VA 22203  
 MAIN 703.894.1858  
 FAX 703.683.2812  
 E-MAIL [INFO@AAPCC.ORG](mailto:INFO@AAPCC.ORG)  
 WWW.AAPCC.ORG

Results: According to data retrieved from the National Poison Data System (NPDS), there were 24,845 Disinfectant exposure cases reported to the 55 U.S. Poison Control Centers (Jan. 1, 2021 through Dec. 31, 2021), which resulted in an increase of 23% compared to the same time period before the COVID-19 pandemic (2019).