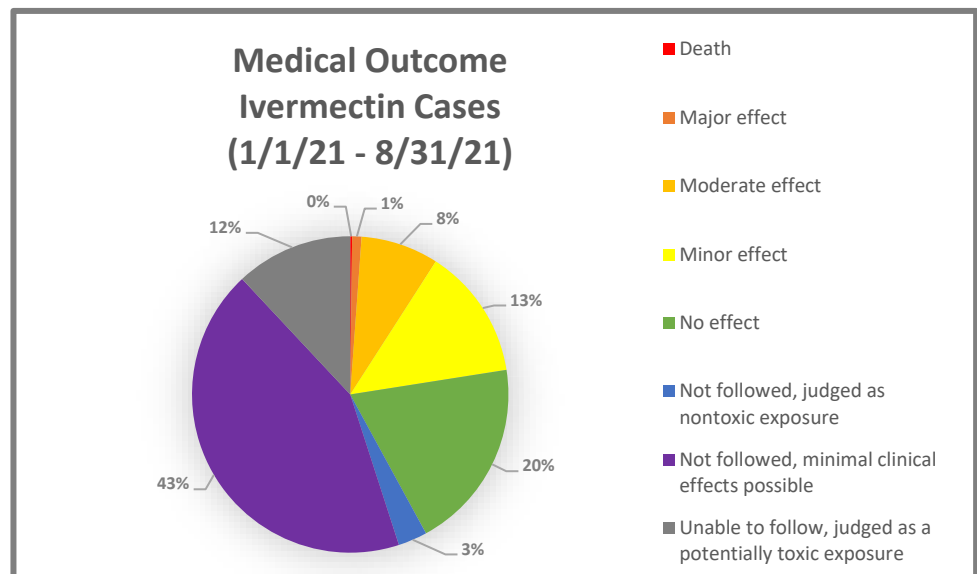
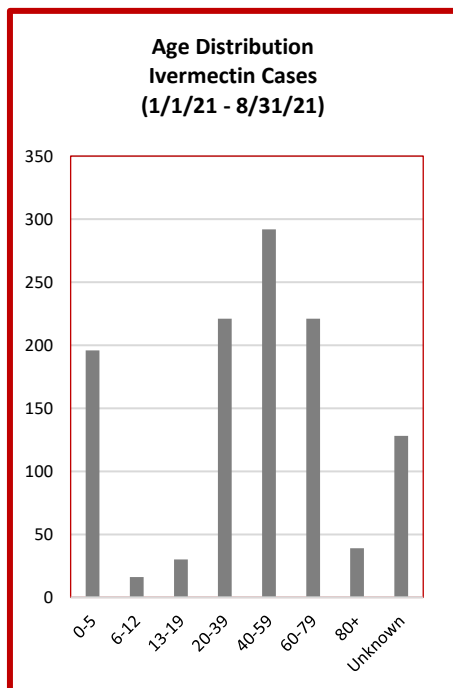
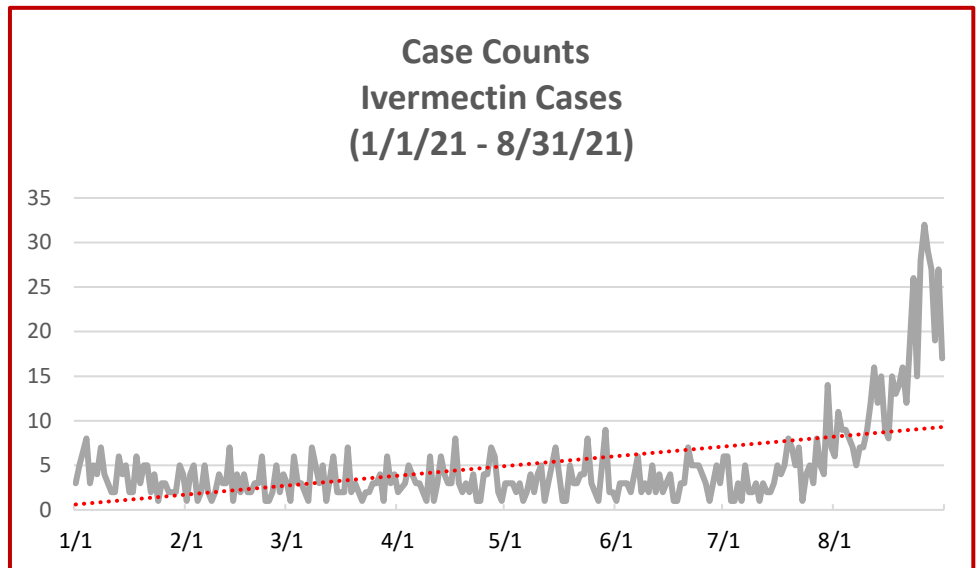




## National Poison Data System (NPDS) Bulletin COVID-19 (Ivermectin)

Ivermectin Case Counts 2019 vs. 2020 vs. 2021 (January 1 - August 31)			
Month	2019	2020	2021
Jan.	35	26	112
Feb.	42	40	82
Mar.	51	48	90
Apr.	58	71	97
May	60	73	91
Jun.	72	61	79
Jul.	42	58	133
Aug.	42	58	459
<b>TOTAL</b>	<b>402</b>	<b>435</b>	<b>1,143</b>



\* Confirmed nonexposure and Unrelated effect cases are not included in this pie chart.

\* Single and multiple exposure cases included; additional NPDS data is required to correlate cases with outcomes.

<https://aapcc.org/data-system>

Gender Distribution Ivermectin Cases (1/1/21 - 8/31/21)		
Male	563	49.3%
Female	566	49.5%
Unknown	14	1.2%

\*Case counts includes both intentional and unintentional exposures.

Results: According to data retrieved from the National Poison Data System (NPDS), there were 1,143 Ivermectin exposure cases reported to the 55 U.S. Poison Control Centers (Jan. 1, 2021 through Aug. 31, 2021), which resulted in an increase of 163% compared to the same time period during the previous year.

4601 N. FAIRFAX DR. • SUITE 630  
ARLINGTON, VA 22203  
MAIN 703.894.1858  
FAX 703.683.2812  
E-MAIL [INFO@AAPCC.ORG](mailto:INFO@AAPCC.ORG)  
WWW.AAPCC.ORG

Call 1-800-222-1222 for poison emergencies or questions. This nationwide number is answered by the Poison Center that serves you.