



American Association of Poison Control Centers

Electronic Cigarettes and Liquid Nicotine Data June 30, 2021

These numbers reflect the closed human exposures to e-cigarettes and liquid nicotine reported to poison centers as of June 30, 2021. The numbers may change as cases are closed and additional information is received.

Year	Number of Cases
2011	269
2012	459
2013	1,540
2014	4,011
2015	3,733
2016	2,899
2017	2,470
2018	3,139
2019	5,356
2020	3,831
2021 YTD	2,482

2021 By Month	Number of Cases
January 2021	409
February 2021	355
March 2021	409
April 2021	445
May 2021	453
June 2021	411
July 2021	
August 2021	
September 2021	
October 2021	
November 2021	
December 2021	
Total YTD	2,482

2020 By Month	Number of Cases
January 2020	371
February 2020	314
March 2020	270
April 2020	269
May 2020	285
June 2020	324
July 2020	323
August 2020	335
September 2020	314
October 2020	366
November 2020	306
December 2020	354
Total YTD	3,831

2019 by Month	Number of Cases
January 2019	341
February 2019	297
March 2019	331
April 2019	331
May 2019	429
June 2019	382
July 2019	354
August 2019	566
September 2019	871
October 2019	592
November 2019	468
December 2019	394
Total YTD	5,356

2018 by Month	Number of Cases
January 2018	240
February 2018	212
March 2018	229
April 2018	243
May 2018	278
June 2018	239
July 2018	244
August 2018	257
September 2018	282
October 2018	329
November 2018	279
December 2018	307
Total	3,139

2017 by Month	Number of Cases
January 2017	195
February 2017	198
March 2017	197
April 2017	219
May 2017	219
June 2017	203
July 2017	204
August 2017	204
September 2017	174
October 2017	230
November 2017	204
December 2017	223
Total	2,470

2016 by Month	Number of Cases
January 2016	254
February 2016	259
March 2016	246
April 2016	224
May 2016	286
June 2016	275
July 2016	278
August 2016	253
September 2016	212
October 2016	202
November 2016	204
December 2016	206
Total	2,899

2015 by Month	Number of Cases
January 2015	432
February 2015	315
March 2015	369
April 2015	359
May 2015	323
June 2015	280
July 2015	302
August 2015	278
September 2015	308
October 2015	273
November 2015	250
December 2015	244
Total	3,733

2014 by Month	Number of Cases
January 2014	222
February 2014	244
March 2014	322
April 2014	441
May 2014	396
June 2014	369
July 2014	376
August 2014	408
September 2014	307
October 2014	311
November 2014	290
December 2014	325
Total	4,011

AAPCC makes every attempt to ensure that the publicly available data on AAPCC.org is timely and accurate. Additionally, AAPCC continuously works to update the AAPCC Generic Code structure to better serve the surveillance and coding needs of our members. Please note that the increased e-cigarette numbers reflect recent changes to the e-cigarette generic code hierarchy. This update may affect the number of e-cigarette cases reported from January 2011 through December 2016.

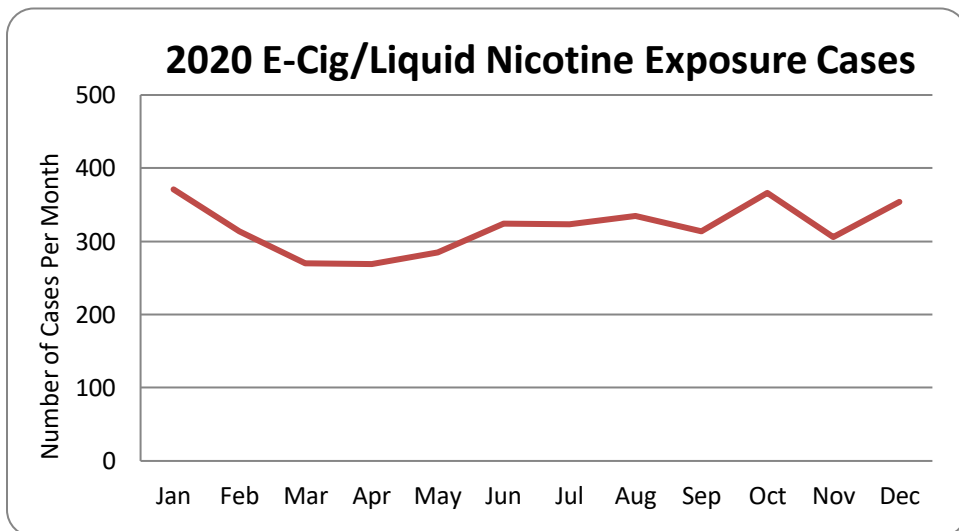
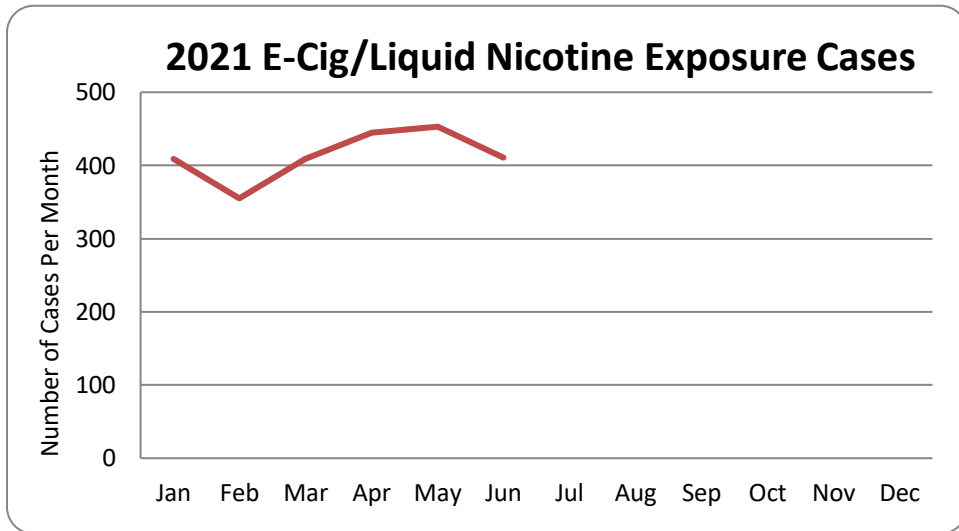
2013 by Month	Number of Cases
January 2013	79
February 2013	80
March 2013	85
April 2013	96
May 2013	111
June 2013	131
July 2013	147
August 2013	142
September 2013	159
October 2013	156
November 2013	177
December 2013	177
Total	1,540

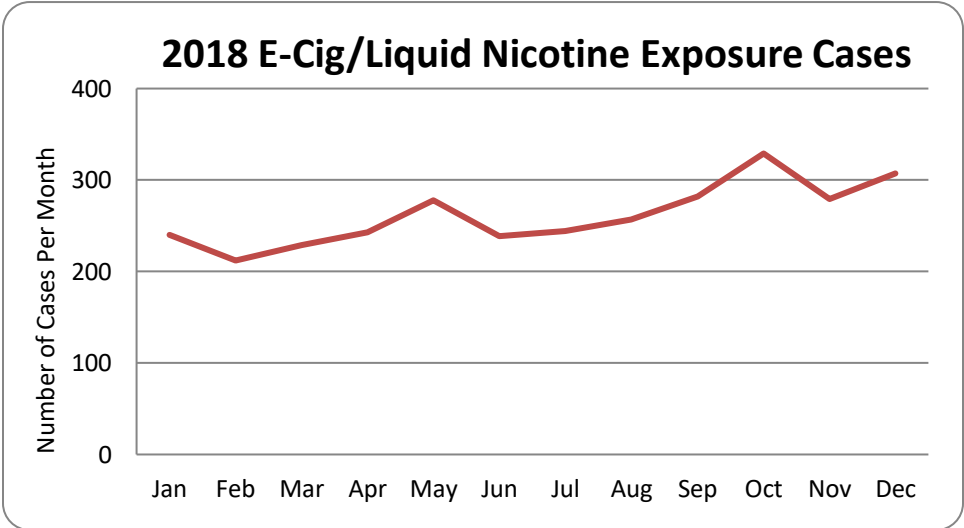
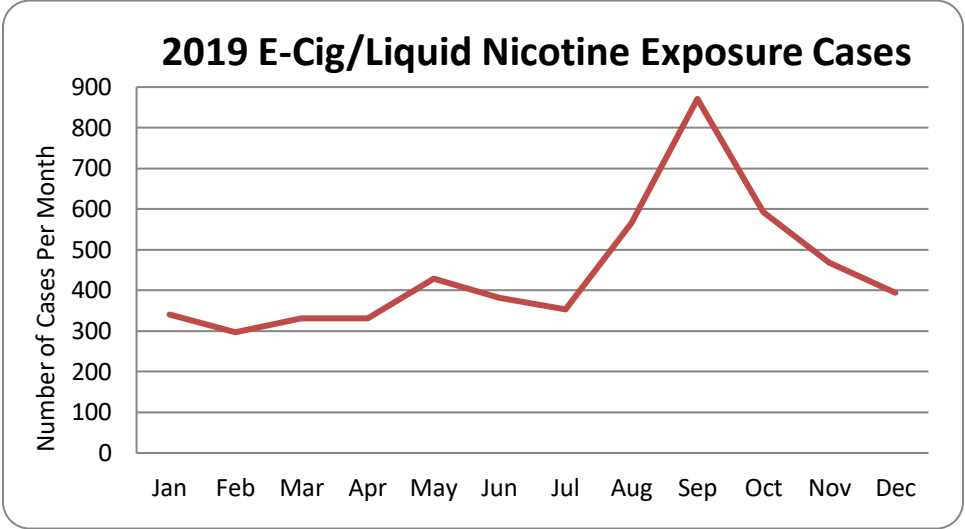
2012 by Month	Number of Cases
January 2012	42
February 2012	28
March 2012	38
April 2012	40
May 2012	33
June 2012	44
July 2012	33
August 2012	40
September 2012	35
October 2012	40
November 2012	40
December 2012	46
Total	459

2011 by Month	Number of Cases
January 2011	20
February 2011	12
March 2011	23
April 2011	14
May 2011	15
June 2011	27
July 2011	23
August 2011	22
September 2011	23
October 2011	32
November 2011	30
December 2011	28
Total	269

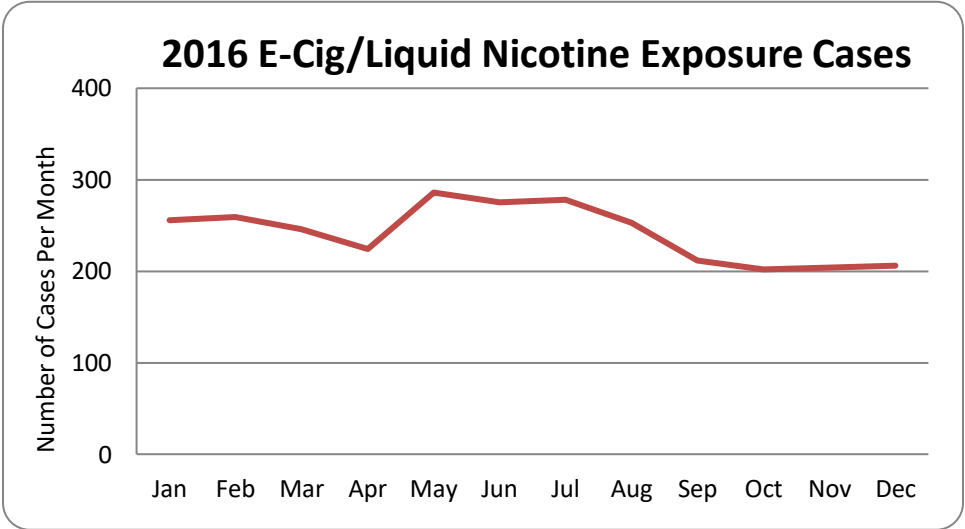
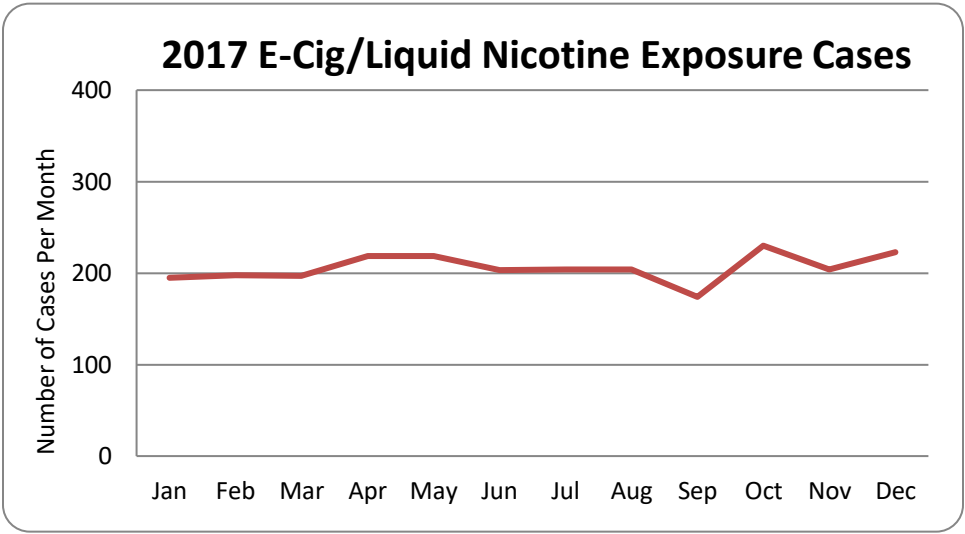
Please note: American Association of Poison Control Center data for this year and last is considered preliminary because it is possible that a poison center may update a case anytime during the year if new information is obtained. In the fall of each year, the data for the previous year is locked, and no additional changes are made.

The term “exposure” means someone has had contact with the substance in some way; for example, ingested, inhaled, absorbed by the skin or eyes, etc. Not all exposures are poisonings or overdoses.

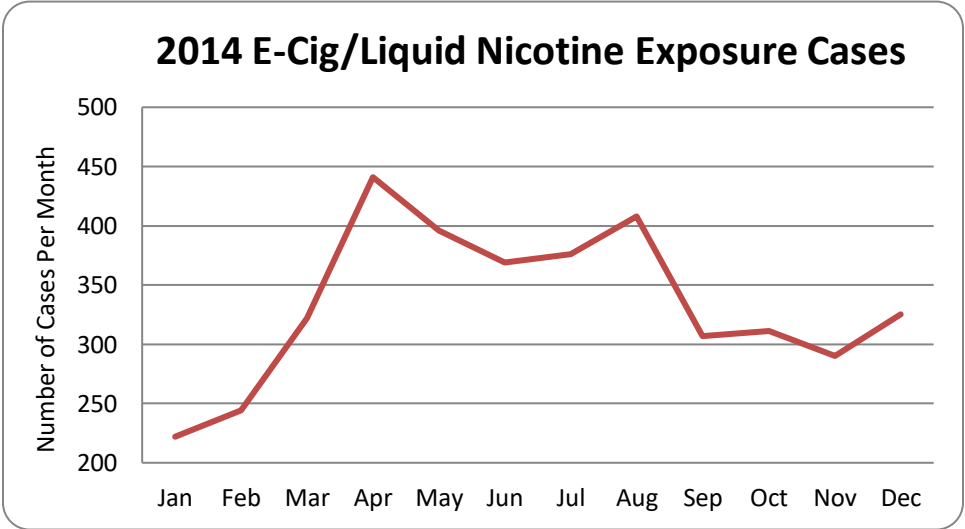
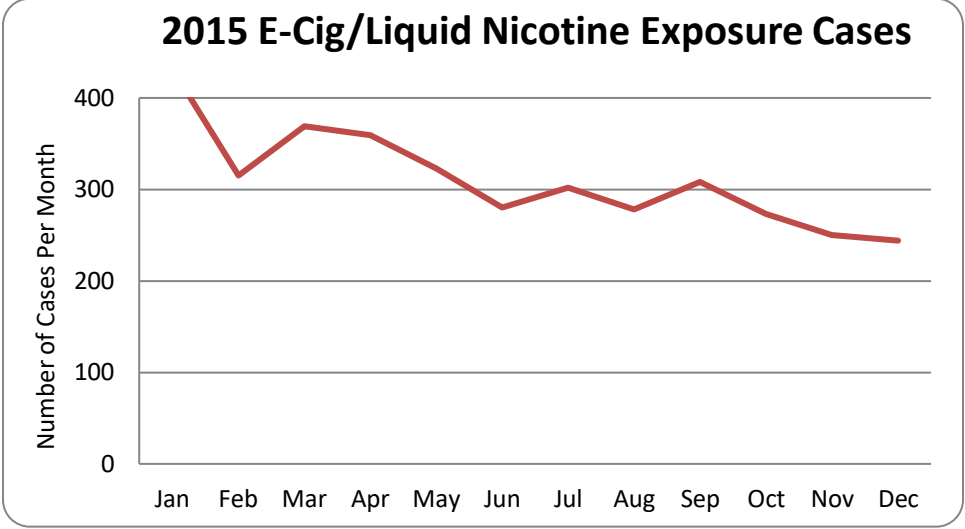


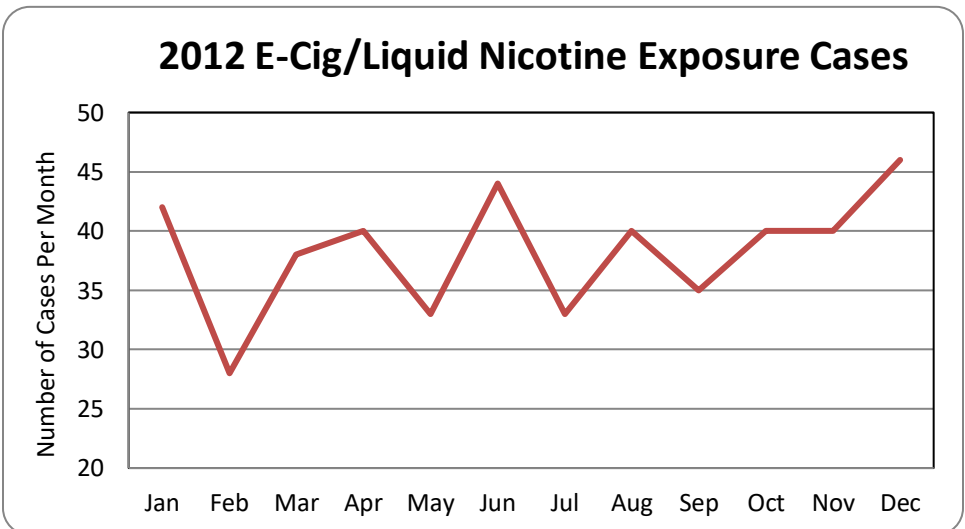
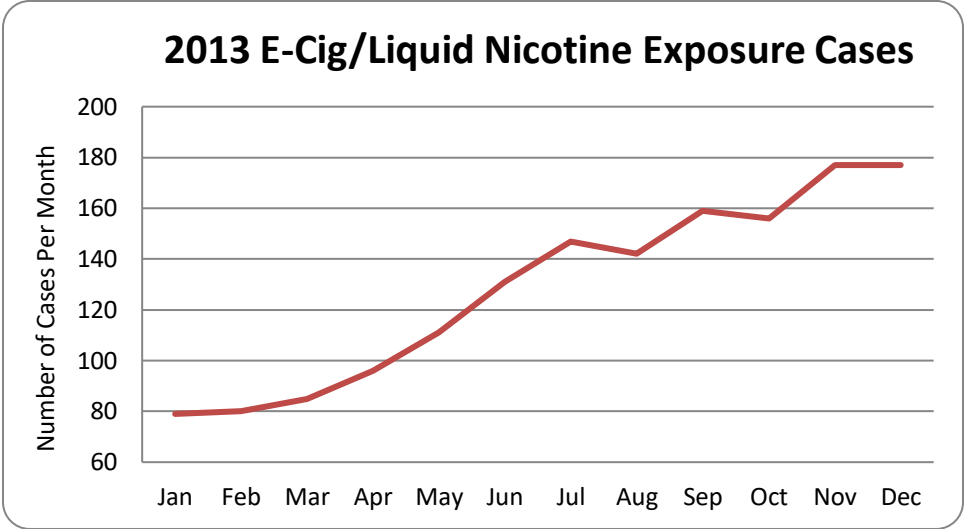


AAPCC makes every attempt to ensure that the publicly available data on AAPCC.org is timely and accurate. Additionally, AAPCC continuously works to update the AAPCC Generic Code structure to better serve the surveillance and coding needs of our members. Please note that the increased e-cigarette numbers reflect recent changes to the e-cigarette generic code hierarchy. This update may affect the number of e-cigarette cases reported from January 2011 through December 2016.



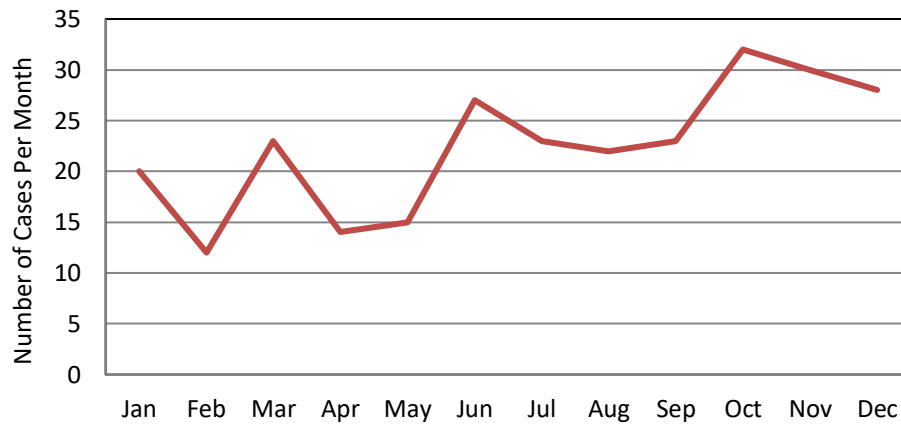
AAPCC makes every attempt to ensure that the publicly available data on AAPCC.org is timely and accurate. Additionally, AAPCC continuously works to update the AAPCC Generic Code structure to better serve the surveillance and coding needs of our members. Please note that the increased e-cigarette numbers reflect recent changes to the e-cigarette generic code hierarchy. This update may affect the number of e-cigarette cases reported from January 2011 through December 2016.





AAPCC makes every attempt to ensure that the publicly available data on AAPCC.org is timely and accurate. Additionally, AAPCC continuously works to update the AAPCC Generic Code structure to better serve the surveillance and coding needs of our members. Please note that the increased e-cigarette numbers reflect recent changes to the e-cigarette generic code hierarchy. This update may affect the number of e-cigarette cases reported from January 2011 through December 2016.

2011 E-Cig/Liquid Nicotine Exposure Cases



– END –