

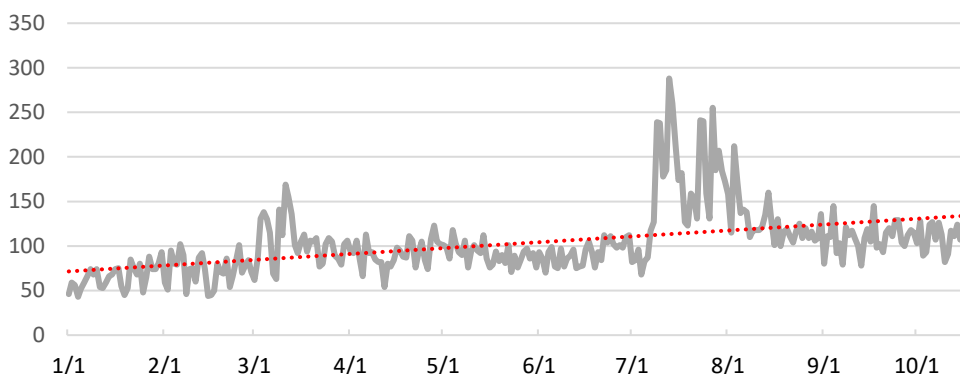


National Poison Data System (NPDS) Bulletin COVID-19 (Hand Sanitizer)

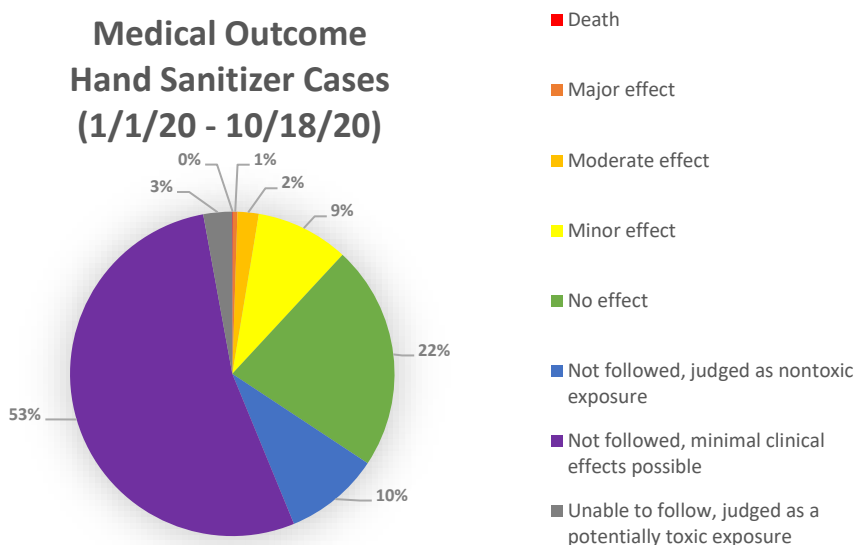
**Hand Sanitizer Case Counts
2019 vs. 2020
(January 1 - October 18)**

Month	2019	2020
Jan.	1,936	2,029
Feb.	1,813	2,116
Mar.	1,850	3,267
Apr.	1,749	2,738
May	1,856	2,822
Jun.	1,570	2,763
Jul.	1,529	5,170
Aug.	1,849	3,909
Sep.	1,976	3,280
Oct.	1,173	1,949
TOTAL	17,301	30,043

**Case Counts
Hand Sanitizer Cases
(1/1/20 - 10/18/20)**



**Medical Outcome
Hand Sanitizer Cases
(1/1/20 - 10/18/20)**

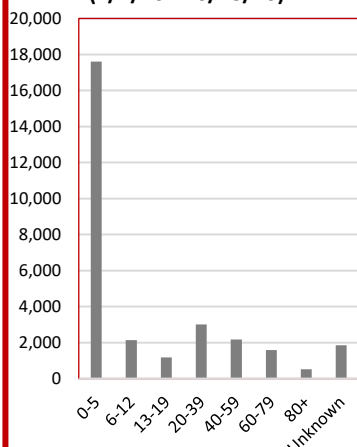


* Confirmed nonexposure and Unrelated effect cases are not included in this pie chart

* Single and multiple exposure cases included; additional NPDS data is required to correlate cases with outcomes.

<https://aapcc.org/data-system>

**Age Distribution
Hand Sanitizer Cases
(1/1/20 - 10/18/20)**



Gender Distribution Hand Sanitizer Cases (1/1/20 - 10/18/20)

Male	15,069	50.2%
Female	14,781	49.2%
Unknown	193	0.6%

4601 N. FAIRFAX DR. • SUITE 630
ARLINGTON, VA 22203
MAIN 703.894.1858
FAX 703.683.2812
E-MAIL INFO@AAPCC.ORG
WWW.AAPCC.ORG

Results: According to data retrieved from the National Poison Data System (NPDS), there were 30,043 Hand Sanitizer exposure cases reported to the 55 U.S. Poison Control Centers (Jan. 1, 2020 through Oct. 18, 2020), which resulted in an increase of 74% compared to the same time period during the previous year.

Call 1-800-222-1222 for poison emergencies or questions. This nationwide number is answered by the Poison Center that serves you.