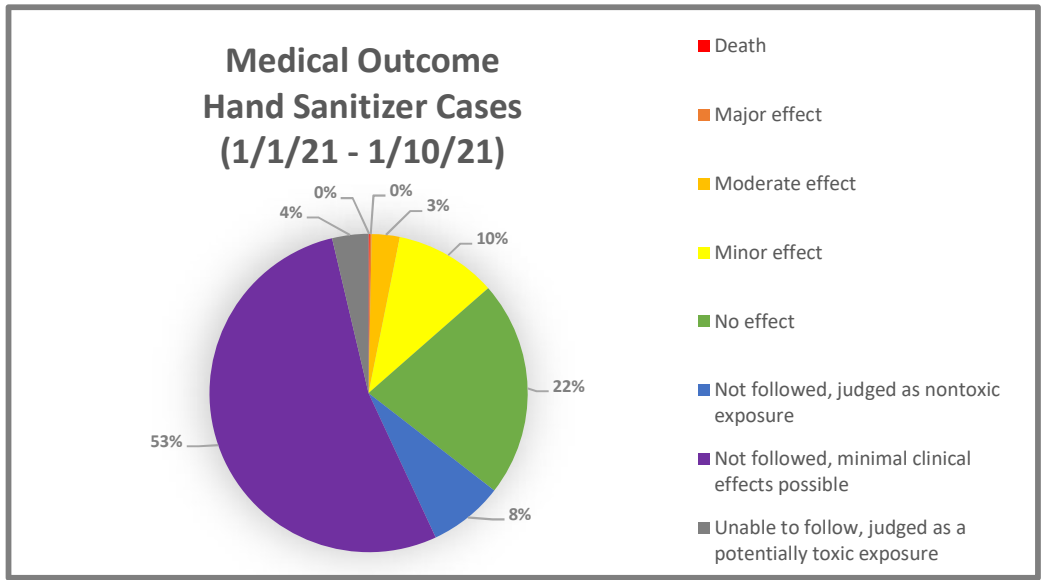
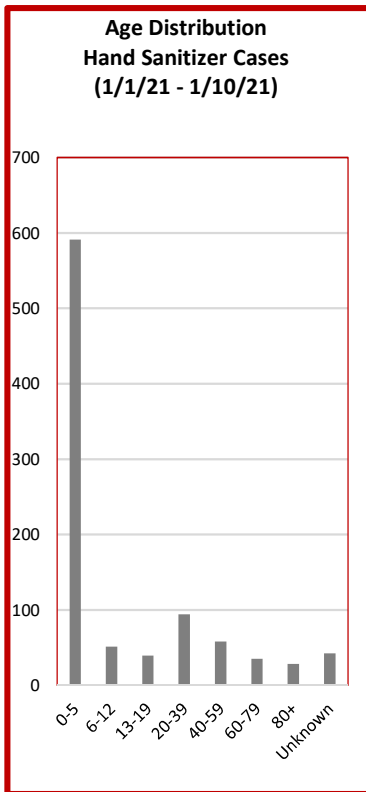
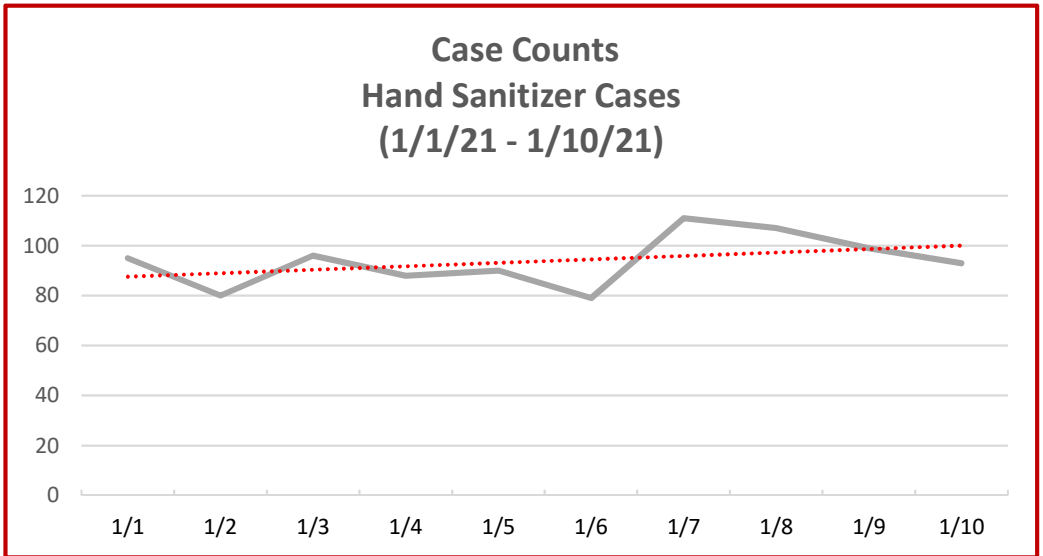




## National Poison Data System (NPDS) Bulletin COVID-19 (Hand Sanitizer)

**Hand Sanitizer Case Counts  
2020 vs. 2021  
(January 1 - January 10)**

Month	2020	2021
Jan.	597	938
<b>TOTAL</b>	<b>597</b>	<b>938</b>



\* Confirmed nonexposure and Unrelated effect cases are not included in this pie chart

\* Single and multiple exposure cases included; additional NPDS data is required to correlate cases with outcomes.

<https://aapcc.org/data-system>

**Gender Distribution Hand Sanitizer Cases (1/1/21 - 1/10/21)**

Male	494	52.7%
Female	439	46.8%
Unknown	5	0.5%

4601 N. FAIRFAX DR. • SUITE 630  
ARLINGTON, VA 22203  
MAIN 703.894.1858  
FAX 703.683.2812  
E-MAIL [INFO@AAPCC.ORG](mailto:INFO@AAPCC.ORG)  
WWW.AAPCC.ORG

Results: According to data retrieved from the National Poison Data System (NPDS), there were 938 Hand Sanitizer exposure cases reported to the 55 U.S. Poison Control Centers (Jan. 1, 2021 through Jan. 10, 2021), which resulted in an increase of 57% compared to the same time period during the previous year.

Call 1-800-222-1222 for poison emergencies or questions. This nationwide number is answered by the Poison Center that serves you.