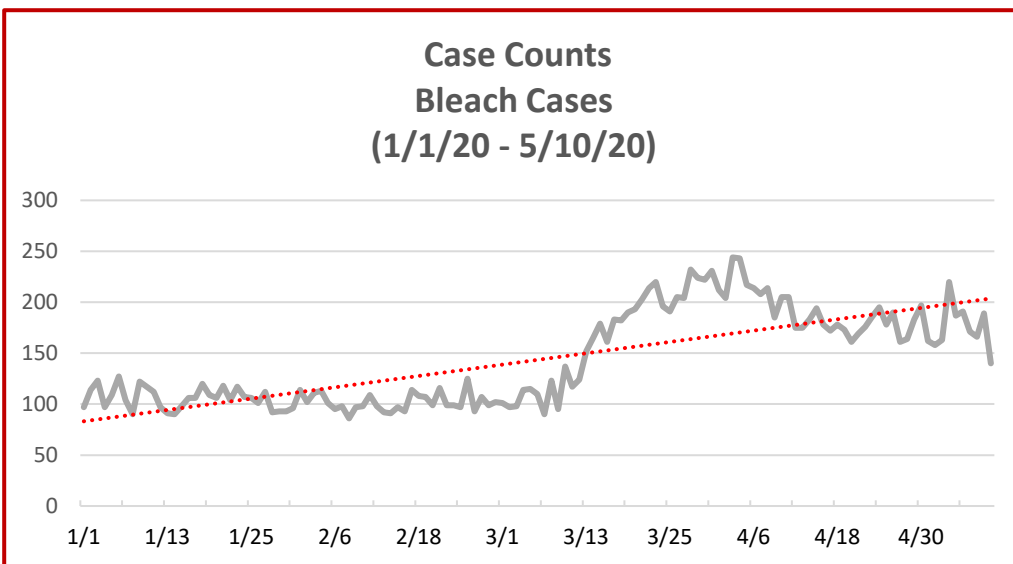




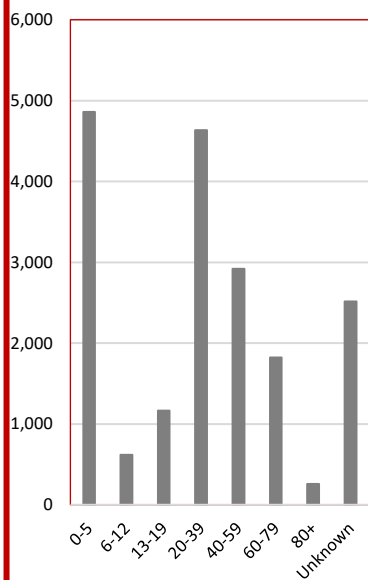
National Poison Data System (NPDS) Bulletin COVID-19 (Bleach)

**Bleach Case Counts
2019 vs. 2020
(January 1 - May 10)**

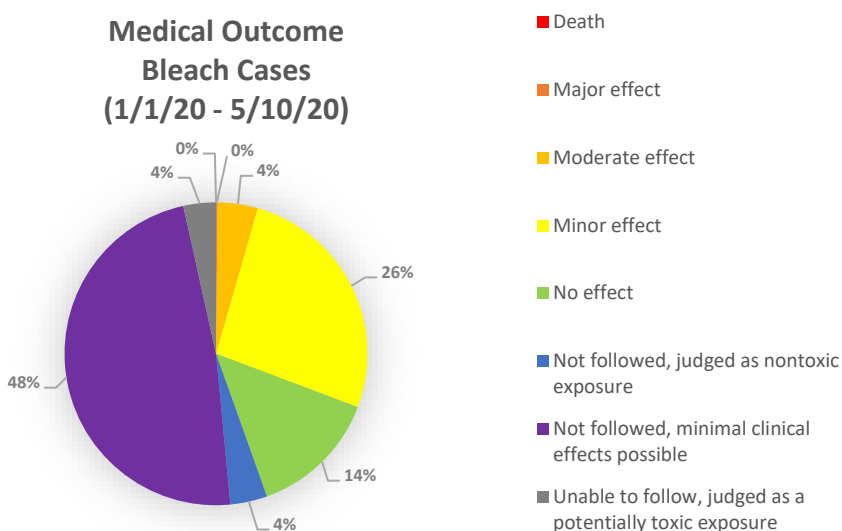
Month	2019	2020
Jan.	3,070	3,274
Feb.	2,924	2,960
Mar.	3,184	5,068
Apr.	3,242	5,739
May	1,155	1,747
TOTAL	13,575	18,788



**Age Distribution
Bleach Cases
(1/1/20 - 5/10/20)**



**Medical Outcome
Bleach Cases
(1/1/20 - 5/10/20)**



* Confirmed nonexposure and Unrelated effect cases are not included in this pie chart

Gender Distribution Bleach Cases (1/1/20 - 5/10/20)

Male	7,958	42.4%
Female	10,698	56.9%
Unknown	132	0.7%

4601 N. FAIRFAX DR. • SUITE 630
ARLINGTON, VA 22203
MAIN 703.894.1858
FAX 703.683.2812
E-MAIL INFO@AAPCC.ORG
WWW.AAPCC.ORG

Results: According to data retrieved from the National Poison Data System (NPDS), there were 18,788 Bleach exposure cases reported to the 55 U.S. Poison Control Centers (Jan. 1, 2020 through May. 10, 2020), which resulted in an increase of 38% compared to the same time period during the previous year.