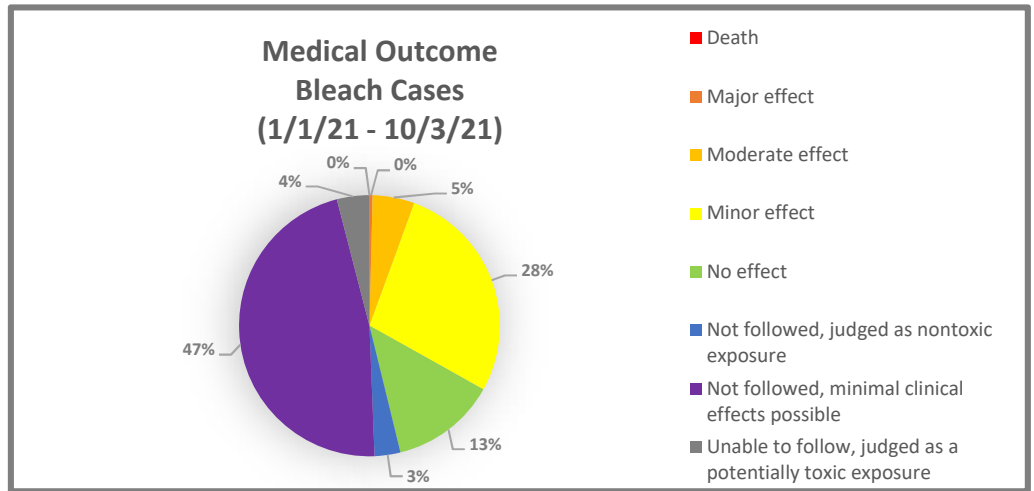
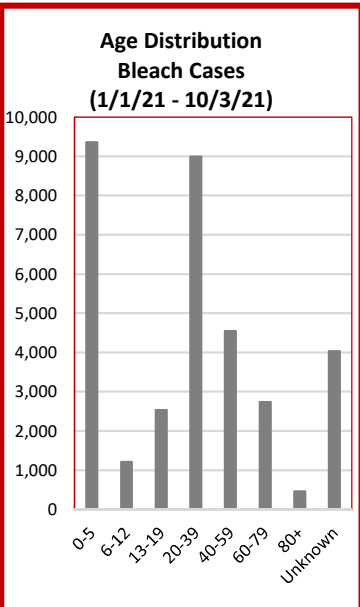
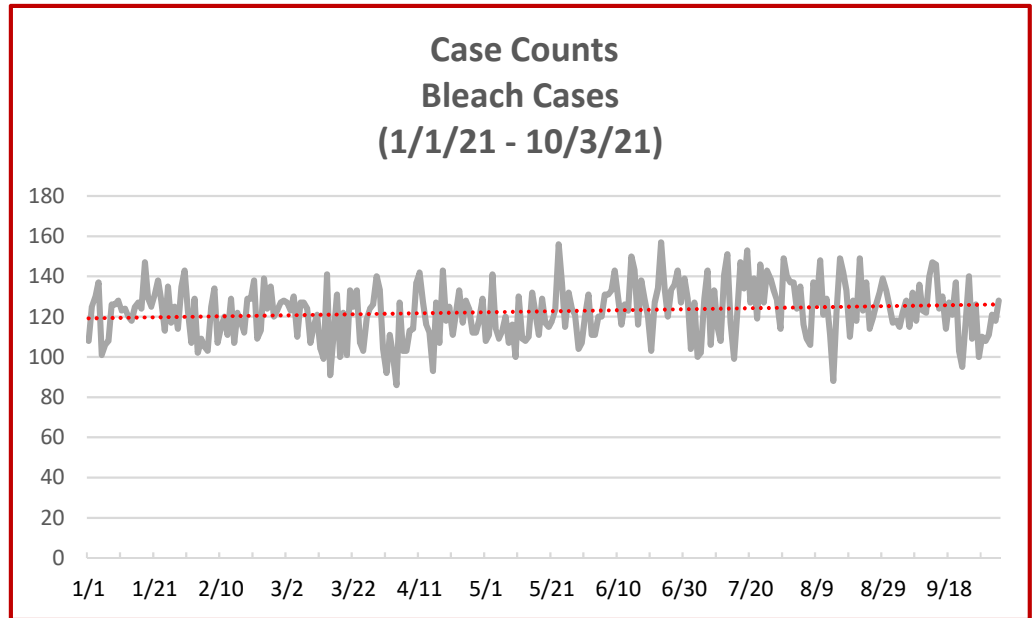




National Poison Data System (NPDS) Bulletin COVID-19 (Bleach)

**Bleach Case Counts
2019 vs. 2021
(January 1 - October 3)**

Month	2019	2021
Jan.	3,070	3,859
Feb.	2,926	3,340
Mar.	3,184	3,685
Apr.	3,242	3,503
May	3,522	3,679
Jun.	3,543	3,874
Jul.	3,965	3,964
Aug.	3,997	3,923
Sep.	3,582	3,652
Oct.	365	367
TOTAL	31,396	33,846



* Confirmed nonexposure and Unrelated effect cases are not included in this pie chart
 * Single and multiple exposure cases included; additional NPDS data is required to correlate cases with outcomes.
<https://aapcc.org/national-poison-data-system>

Gender Distribution Bleach Cases (1/1/21 - 10/3/21)

Male	14,673	43.4%
Female	18,957	56.0%
Unknown	216	0.6%

4601 N. FAIRFAX DR. • SUITE 630
 ARLINGTON, VA 22203
 MAIN 703.894.1858
 FAX 703.683.2812
 E-MAIL INFO@AAPCC.ORG
 WWW.AAPCC.ORG

Results: According to data retrieved from the National Poison Data System (NPDS), there were 33,846 Bleach exposure cases reported to the 55 U.S. Poison Control Centers (Jan. 1, 2021 through Oct. 3, 2021), which resulted in an increase of 8% compared to the same time period before the COVID-19 pandemic (2019).

Call 1-800-222-1222 for poison emergencies or questions. This nationwide number is answered by the Poison Center that serves you.