

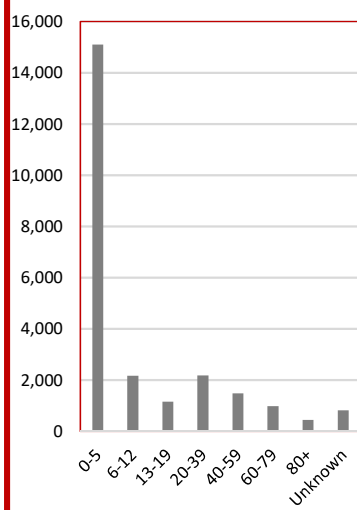


National Poison Data System (NPDS) Bulletin COVID-19 (Hand Sanitizer)

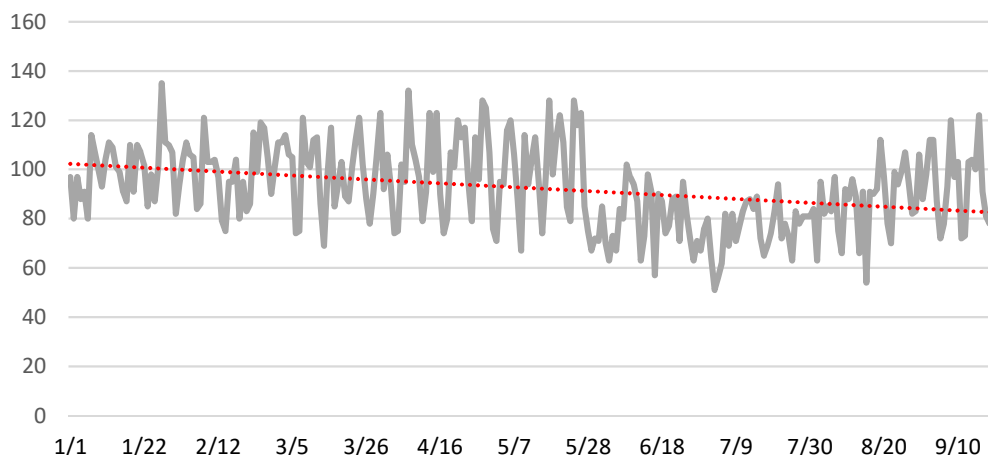
Hand Sanitizer Case Counts 2019 vs. 2021 (January 1 - September 20)

Month	2019	2021
Jan.	1,936	3,085
Feb.	1,813	2,756
Mar.	1,850	3,087
Apr.	1,749	3,048
May	1,856	2,999
Jun.	1,570	2,386
Jul.	1,529	2,356
Aug.	1,849	2,705
Sep.	1,316	1,881
TOTAL	15,468	24,303

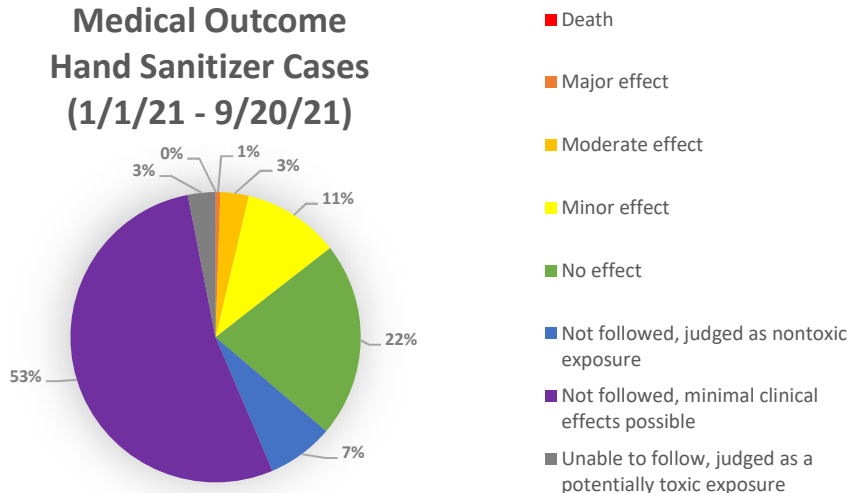
Age Distribution Hand Sanitizer Cases (1/1/21 - 9/20/21)



Case Counts Hand Sanitizer Cases (1/1/21 - 9/20/21)



Medical Outcome Hand Sanitizer Cases (1/1/21 - 9/20/21)



* Confirmed nonexposure and Unrelated effect cases are not included in this pie chart

* Single and multiple exposure cases included; additional NPDS data is required to correlate cases with outcomes.

<https://aapcc.org/data-system>

Gender Distribution Hand Sanitizer Cases (1/1/21 - 9/20/21)

Male	12,648	52.0%
Female	11,556	47.5%
Unknown	99	0.4%

Results: According to data retrieved from the National Poison Data System (NPDS), there were 24,303 Hand Sanitizer exposure cases reported to the 55 U.S. Poison Control Centers (Jan. 1, 2021 through Sep. 20, 2021), which resulted in an increase of 57% compared to the same time before the COVID-19 pandemic (2019).

4601 N. FAIRFAX DR. • SUITE 630
ARLINGTON, VA 22203
MAIN 703.894.1858
FAX 703.683.2812
E-MAIL INFO@AAPCC.ORG
WWW.AAPCC.ORG

Call 1-800-222-1222 for poison emergencies or questions. This nationwide number is answered by the Poison Center that serves you.