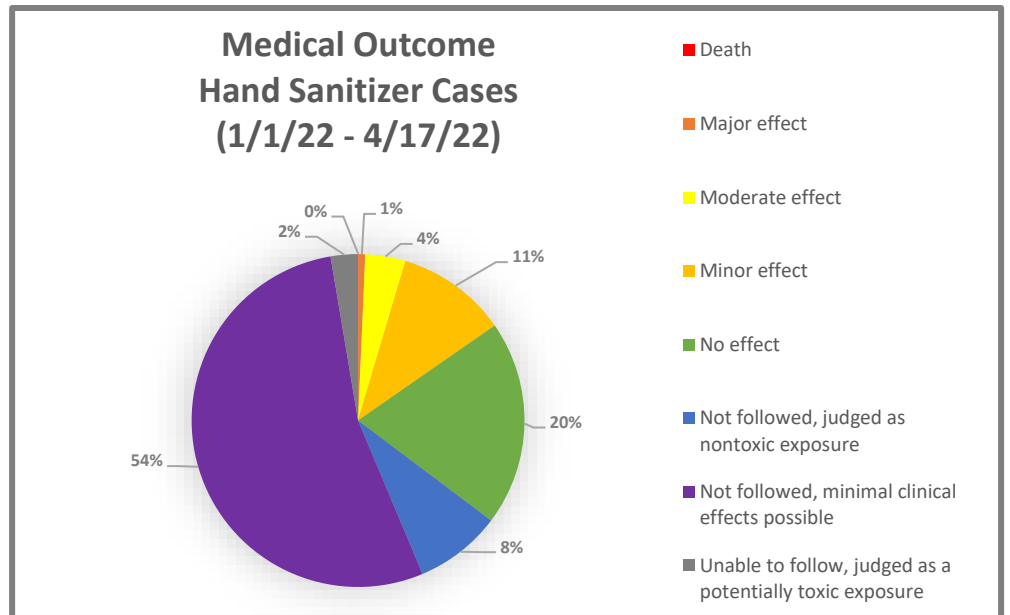
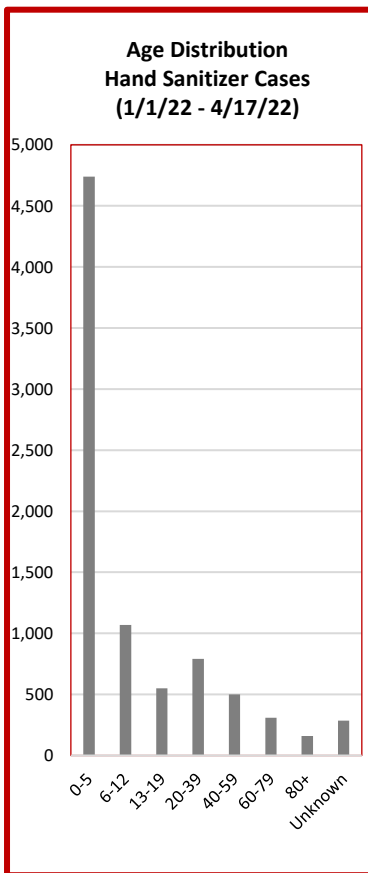
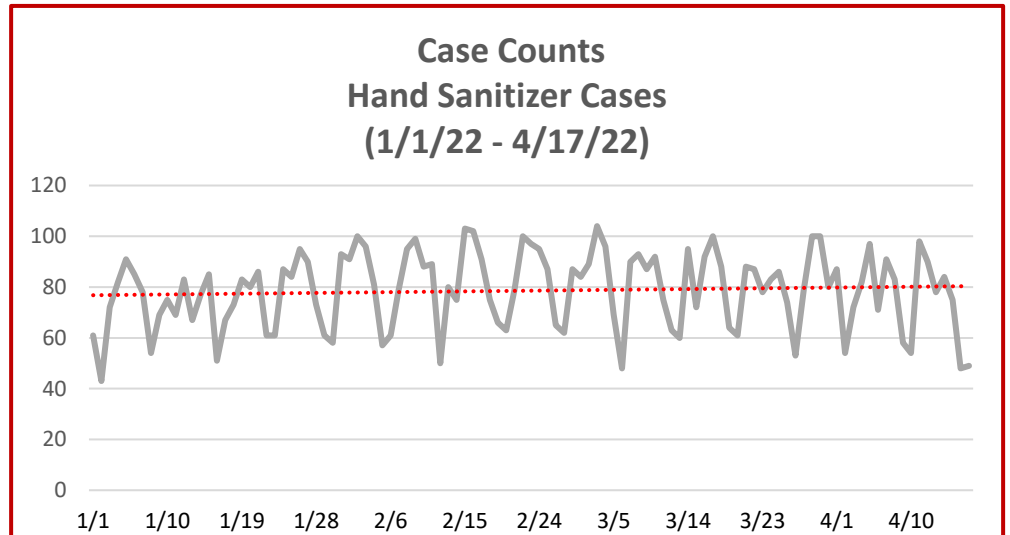




National Poison Data System (NPDS) Bulletin COVID-19 (Hand Sanitizer)

**Hand Sanitizer Case Counts
2019 vs. 2022
(January 1 - April 17)**

Month	2019	2022
Jan.	1,936	2,294
Feb.	1,813	2,313
Mar.	1,850	2,530
Apr.	1,058	1,271
TOTAL	6,657	8,408



* Confirmed nonexposure and Unrelated effect cases are not included in this pie chart
* Single and multiple exposure cases included; additional NPDS data is required to correlate cases with outcomes.

www.aapcc.org/national-poison-data-system

Gender Distribution Hand Sanitizer Cases (1/1/22 - 4/17/22)

Male	4,519	53.7%
Female	3,855	45.8%
Unknown	34	0.4%

Results: According to data retrieved from the National Poison Data System (NPDS), there were 8,408 Hand Sanitizer exposure cases reported to the 55 U.S. Poison Control Centers (Jan. 1, 2022 through Apr. 17, 2022), which resulted in an increase of 26% compared to the same time before the COVID-19 pandemic (2019).

4601 N. FAIRFAX DR. • SUITE 630
ARLINGTON, VA 22203
MAIN 703.894.1858
FAX 703.683.2812
E-MAIL INFO@AAPCC.ORG
WWW.AAPCC.ORG