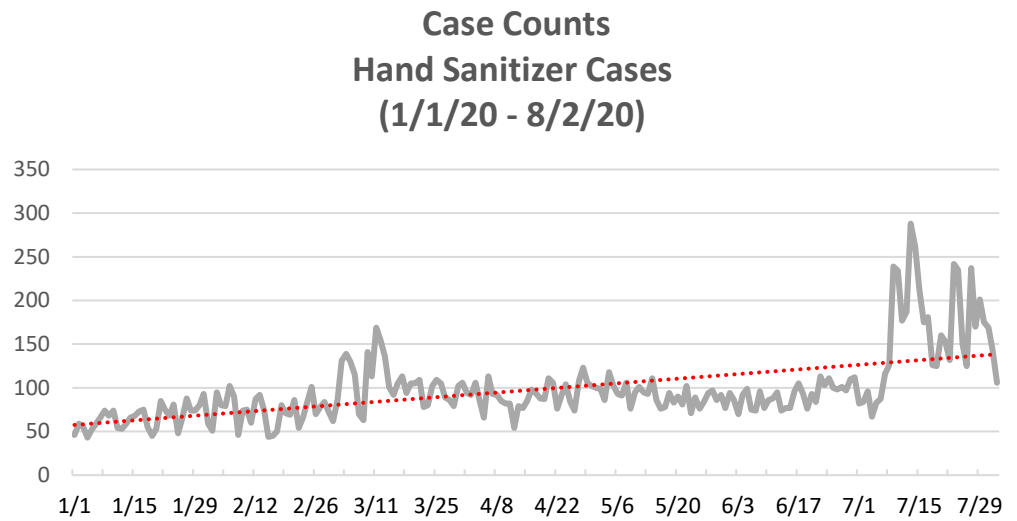




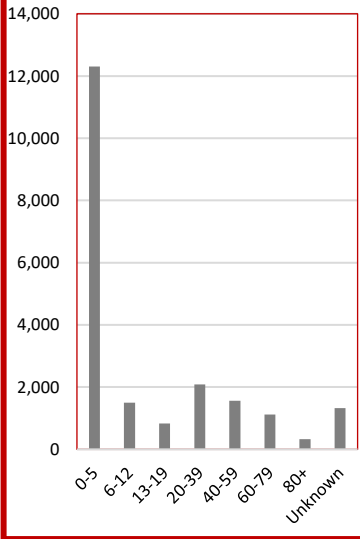
National Poison Data System (NPDS) Bulletin COVID-19 (Hand Sanitizer)

**Hand Sanitizer Case Counts
2019 vs. 2020
(January 1 - August 2)**

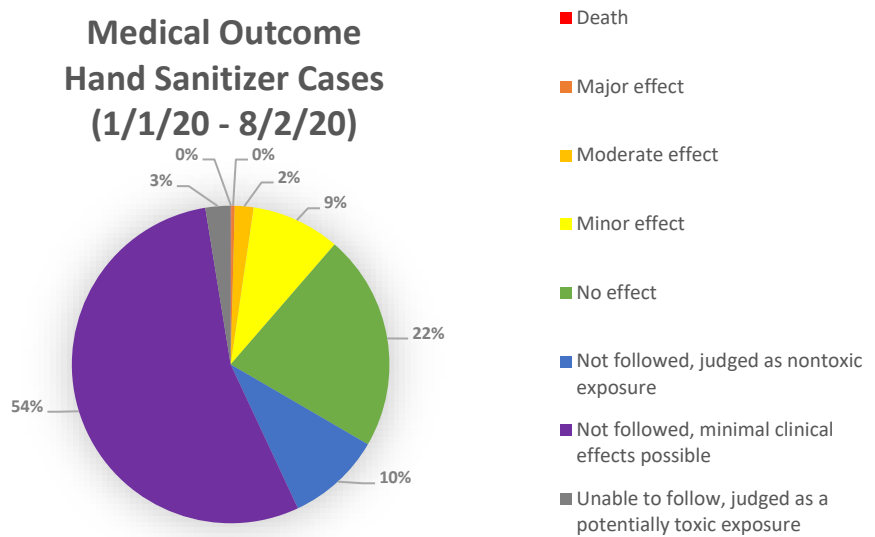
Month	2019	2020
Jan.	1,936	2,029
Feb.	1,813	2,117
Mar.	1,850	3,270
Apr.	1,749	2,737
May	1,856	2,823
Jun.	1,570	2,752
Jul.	1,529	5,097
Aug.	123	249
TOTAL	12,426	21,074



**Age Distribution
Hand Sanitizer Cases
(1/1/20 - 8/2/20)**



**Medical Outcome
Hand Sanitizer Cases
(1/1/20 - 8/2/20)**



* Confirmed nonexposure and Unrelated effect cases are not included in this pie chart

* Single and multiple exposure cases included; additional NPDS data is required to correlate cases with outcomes.

<https://aapcc.org/data-system>

Gender Distribution Hand Sanitizer Cases (1/1/20 - 8/2/20)

Male	10,593	50.3%
Female	10,341	49.1%
Unknown	140	0.7%

4601 N. FAIRFAX DR. • SUITE 630
ARLINGTON, VA 22203
MAIN 703.894.1858
FAX 703.683.2812
E-MAIL INFO@AAPCC.ORG
WWW.AAPCC.ORG

Results: According to data retrieved from the National Poison Data System (NPDS), there were 21,074 Hand Sanitizer exposure cases reported to the 55 U.S. Poison Control Centers (Jan. 1, 2020 through Aug. 2, 2020), which resulted in an increase of 70% compared to the same time period during the previous year.