



American Association of Poison Control Centers

Synthetic Cannabinoid Data
December 31, 2021

These numbers reflect the closed human exposures to synthetic cannabinoid (THC homologs) reported to poison centers as of December 31, 2021. The numbers may change as cases are closed and additional information is received.

Year	Number of Cases
2011	6,968
2012	5,225
2013	2,666
2014	3,681
2015	7,792
2016	2,703
2017	1,959
2018	1,993
2019	1,163
2020	1,199
2021	984

7

2021 by Month	Number of Cases
January 2021	88
February 2021	84
March 2021	96
April 2021	118
May 2021	107
June 2021	82
July 2021	68
August 2021	62
September 2021	67
October 2021	75
November 2021	47
December 2021	89
Total	984

Information continues on next page.

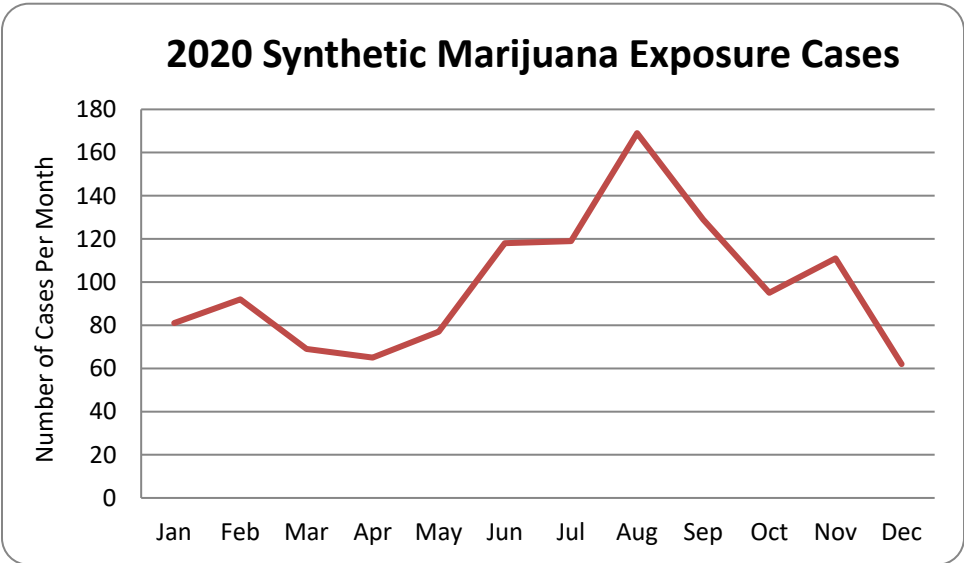
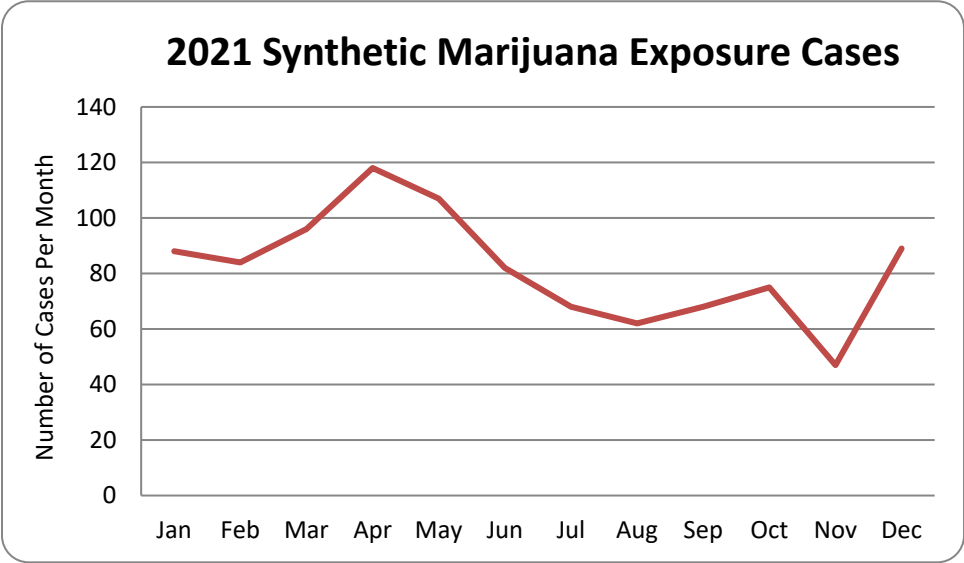
Month	Number of Cases				
	2020	2019	2018	2017	2016
January	81	89	145	188	292
February	92	120	191	155	282
March	69	97	175	157	302
April	65	102	309	165	207
May	77	112	178	193	228
June	118	113	175	195	170
July	119	105	157	167	224
August	169	85	172	139	211
September	129	83	199	162	175
October	95	93	97	234	155
November	111	73	97	101	279
December	62	91	98	103	178
Total	1,187	1,163	1,993	1,959	2,703

Month	Number of Cases				
	2015	2014	2013	2012	2011
January	355	181	177	657	394
February	273	167	252	634	426
March	270	205	253	643	524
April	1,511	251	266	498	544
May	1,205	312	277	507	597
June	655	337	230	497	620
July	740	280	186	459	705
August	721	441	204	346	645
September	629	395	213	315	669
October	614	439	200	251	681
November	454	357	208	200	611
December	365	316	200	218	552
Total	7,792	3,681	2,666	5,225	6,968

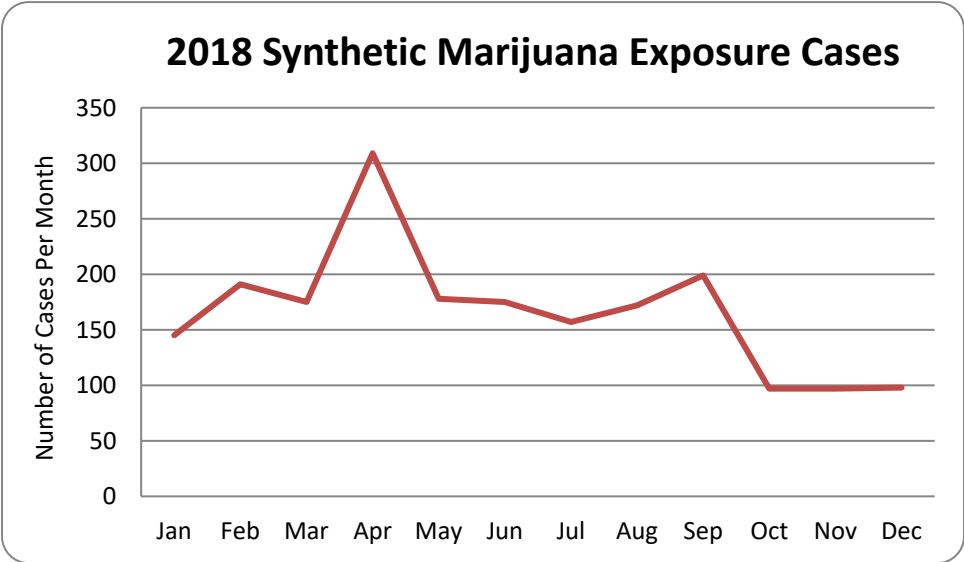
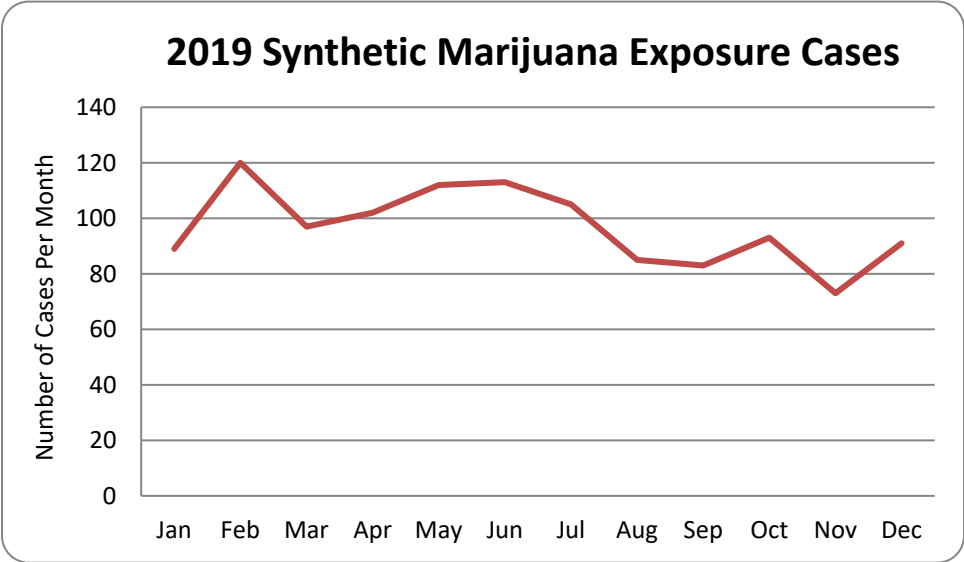
Please note: American Association of Poison Control Center data for this year and last is considered preliminary because it is possible that a poison center may update a case anytime during the year if new information is obtained. In the fall of each year, the data for the previous year is locked, and no additional changes are made.

The term “exposure” means someone has had contact with the substance in some way; for example, ingested, inhaled, absorbed by the skin or eyes, etc. Not all exposures are poisonings or overdoses.

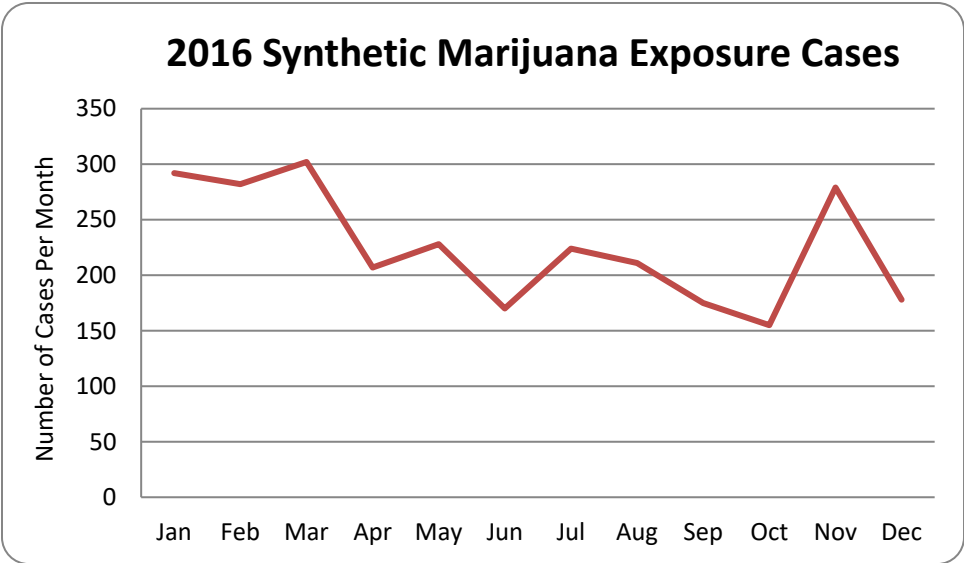
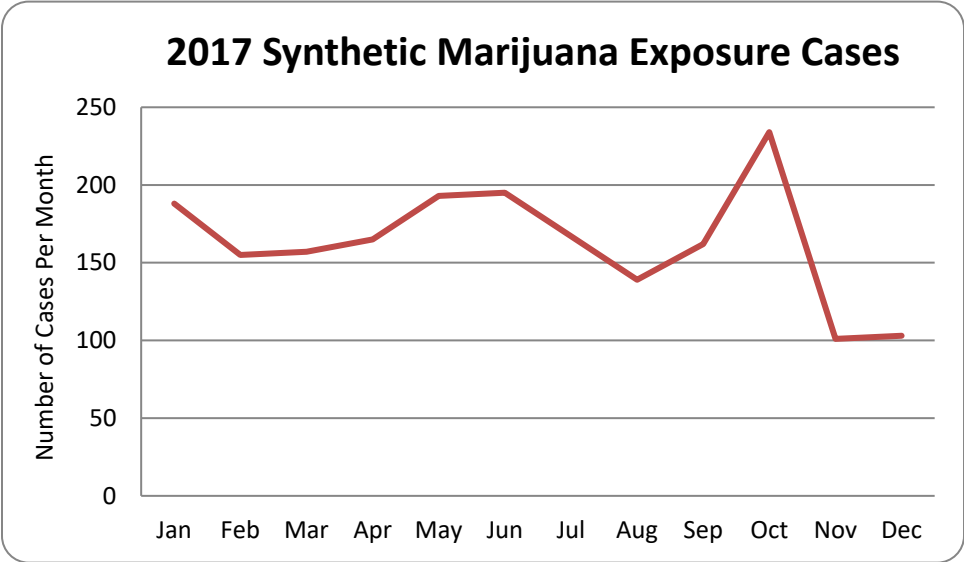
Information continues on next page.



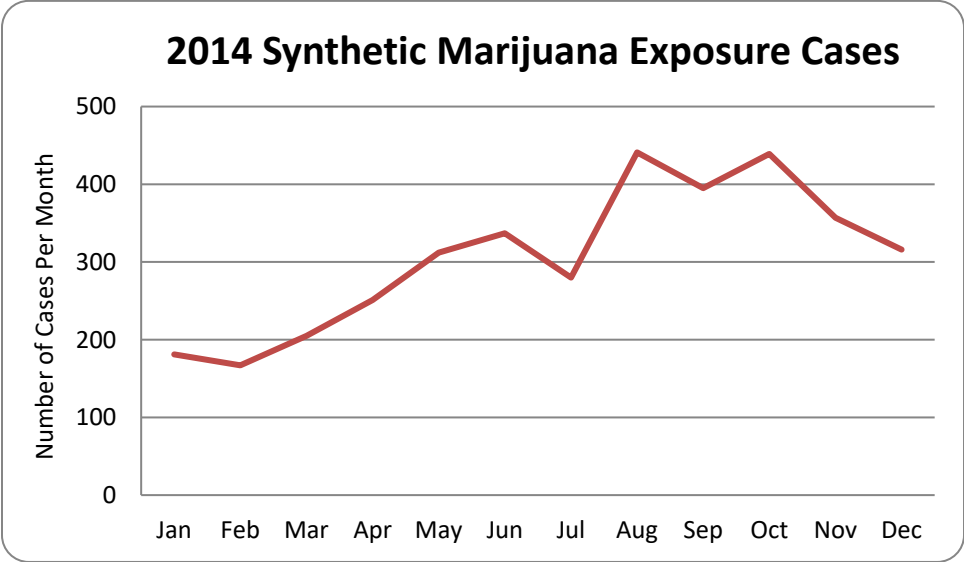
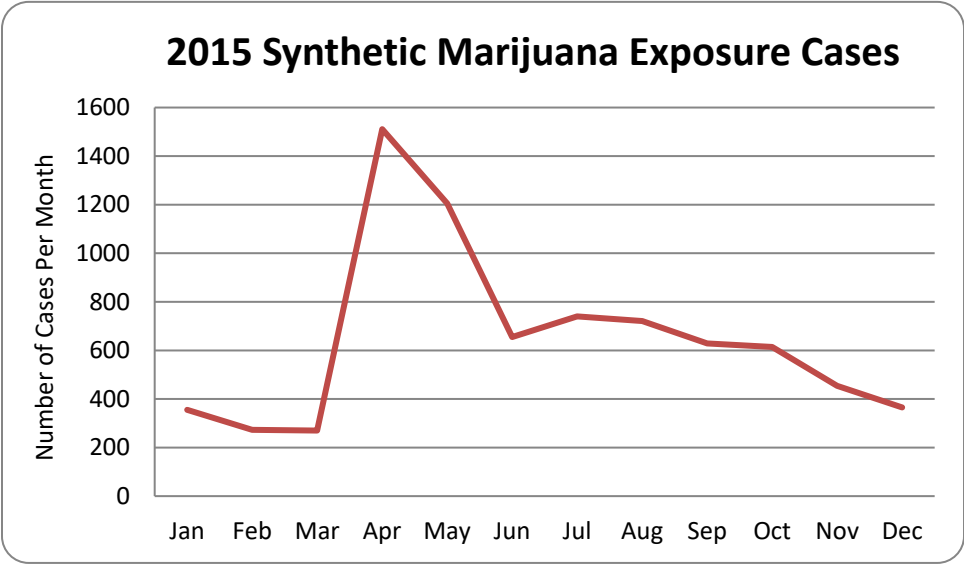
Information continues on next page.



Information continues on next page.

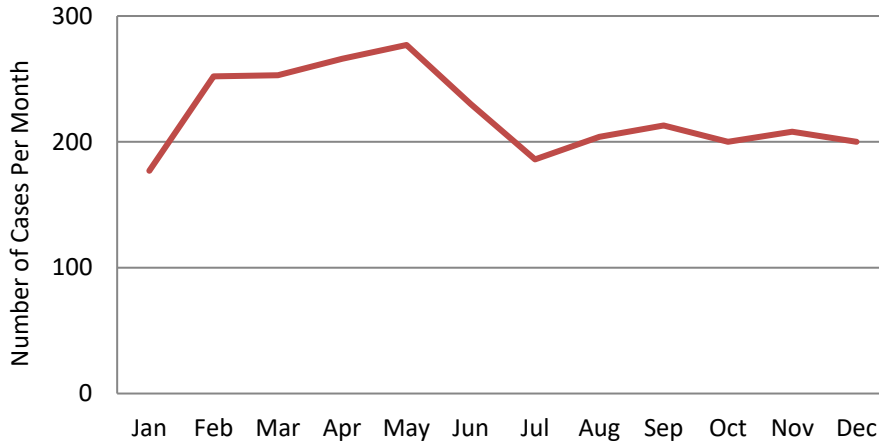


Information continues on next page.

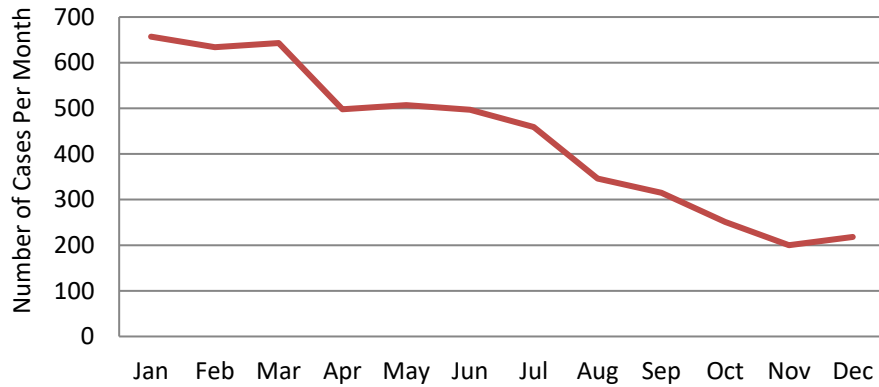


Information continues on next page.

2013 Synthetic Marijuana Exposure Cases



2012 Synthetic Marijuana Exposure Cases



2011 Synthetic Marijuana Exposure Cases

