

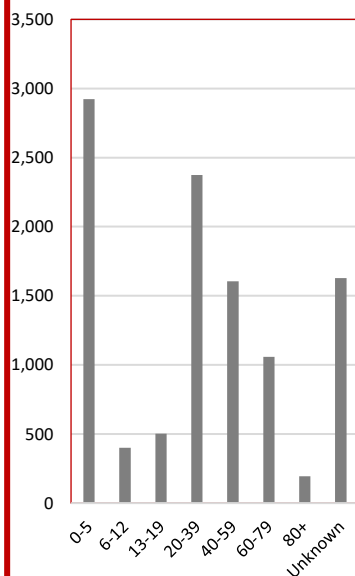


National Poison Data System (NPDS) Bulletin COVID-19 (Disinfectant)

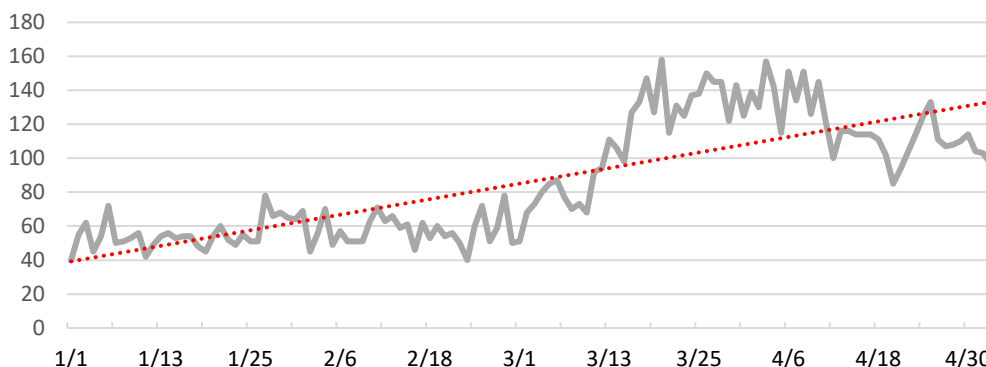
**Disinfectant Case Counts
2019 vs. 2020
(January 1 - May 3)**

Month	2019	2020
Jan.	1,621	1,706
Feb.	1,430	1,673
Mar.	1,755	3,401
Apr.	1,628	3,603
May	184	304
TOTAL	6,618	10,687

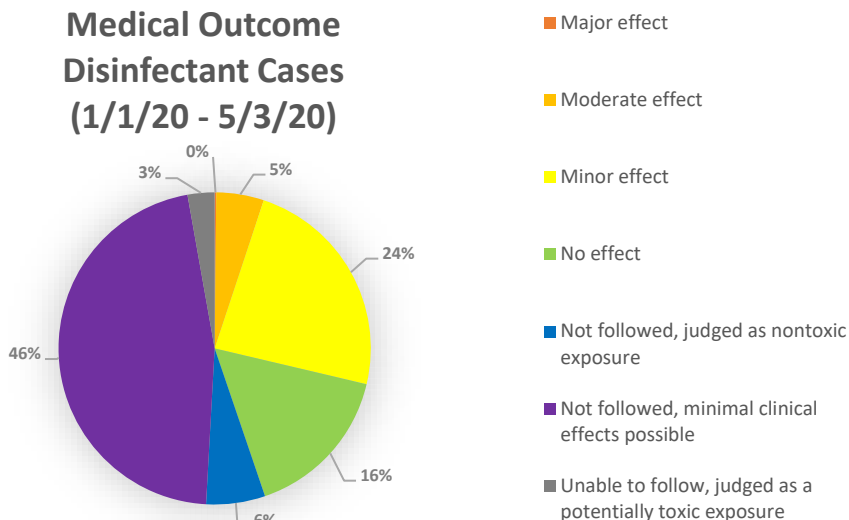
**Age Distribution
Disinfectant Cases
(1/1/20 - 5/3/20)**



**Case Counts
Disinfectant Cases
(1/1/20 - 5/3/20)**



**Medical Outcome
Disinfectant Cases
(1/1/20 - 5/3/20)**



* Confirmed nonexposure and Unrelated effect cases are not included in this pie chart

Gender Distribution Disinfectant Cases (1/1/20 - 5/3/20)

Male	4,878	45.6%
Female	5,728	53.6%
Unknown	81	0.8%

4601 N. FAIRFAX DR. • SUITE 630
ARLINGTON, VA 22203
MAIN 703.894.1858
FAX 703.683.2812
E-MAIL INFO@AAPCC.ORG
WWW.AAPCC.ORG

Results: According to data retrieved from the National Poison Data System (NPDS), there were 10,687 Disinfectant exposure cases reported to the 55 U.S. Poison Control Centers (Jan. 1, 2020 through May. 3, 2020), which resulted in an increase of 61% compared to the same time period during the previous year.