

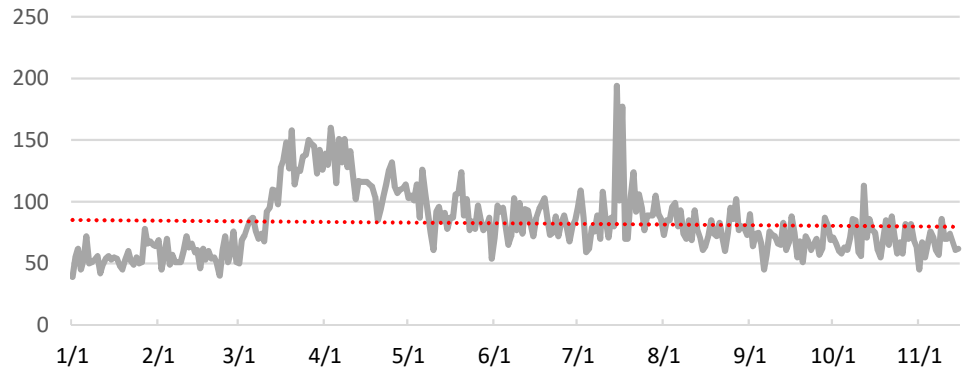


National Poison Data System (NPDS) Bulletin COVID-19 (Disinfectant)

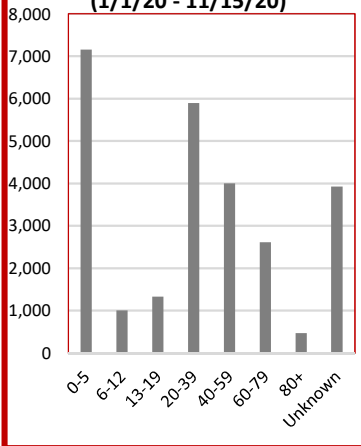
**Disinfectant Case Counts
2019 vs. 2020
(January 1 - November 15)**

Month	2019	2020
Jan.	1,621	1,704
Feb.	1,431	1,671
Mar.	1,756	3,404
Apr.	1,628	3,618
May	1,823	2,832
Jun.	1,735	2,525
Jul.	1,764	2,915
Aug.	1,856	2,460
Sep.	1,737	2,064
Oct.	1,724	2,205
Nov.	827	987
TOTAL	17,902	26,385

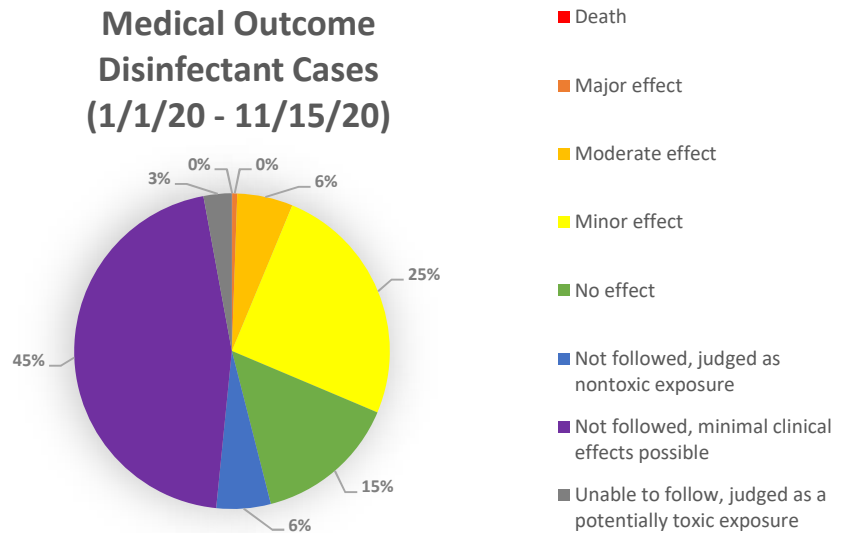
**Case Counts
Disinfectant Cases
(1/1/20 - 11/15/20)**



**Age Distribution
Disinfectant Cases
(1/1/20 - 11/15/20)**



**Medical Outcome
Disinfectant Cases
(1/1/20 - 11/15/20)**



* Confirmed nonexposure and Unrelated effect cases are not included in this pie chart

* Single and multiple exposure cases included; additional NPDS data is required to correlate cases with outcomes.

<https://aapcc.org/data-system>

Gender Distribution Disinfectant Cases (1/1/20 - 11/15/20)

Male	12,133	46.0%
Female	13,969	52.9%
Unknown	283	1.1%

4601 N. FAIRFAX DR. • SUITE 630
ARLINGTON, VA 22203
MAIN 703.894.1858
FAX 703.683.2812
E-MAIL INFO@AAPCC.ORG
WWW.AAPCC.ORG

Results: According to data retrieved from the National Poison Data System (NPDS), there were 26,385 Disinfectant exposure cases reported to the 55 U.S. Poison Control Centers (Jan. 1, 2020 through Nov. 15, 2020), which resulted in an increase of 47% compared to the same time period during the previous year.

Call 1-800-222-1222 for poison emergencies or questions. This nationwide number is answered by the Poison Center that serves you.