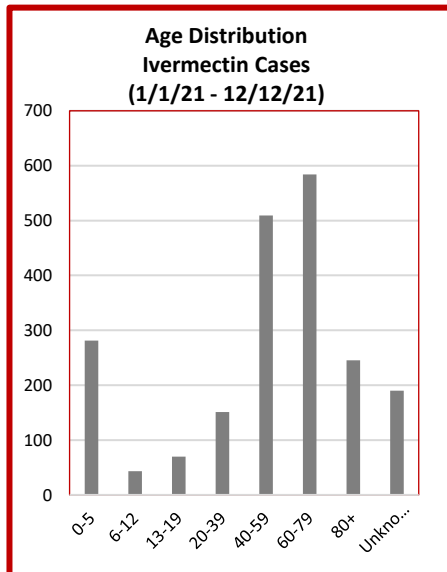




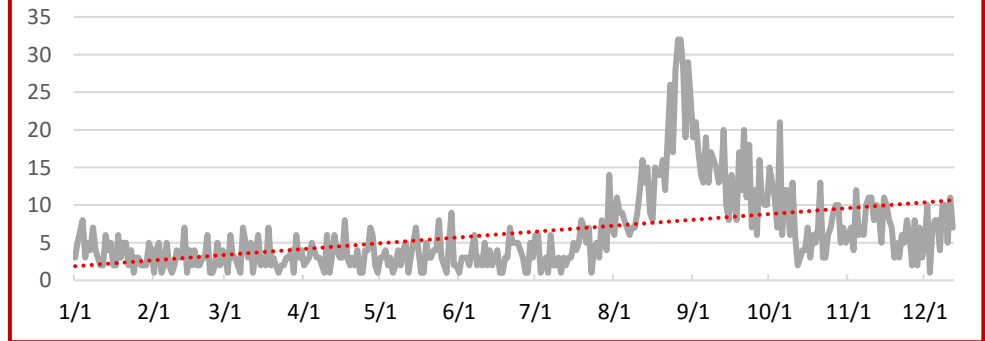
## National Poison Data System (NPDS) Bulletin COVID-19 (Ivermectin)

Ivermectin Case Counts 2019 vs. 2020 vs. 2021 (January 1 - December 12)			
Month	2019	2020	2021
Jan.	35	26	112
Feb.	42	40	82
Mar.	51	48	91
Apr.	58	71	97
May	60	73	92
Jun.	72	61	80
Jul.	42	58	136
Aug.	42	58	477
Sep.	54	47	412
Oct.	43	42	241
Nov.	51	50	206
Dec.	19	31	86
<b>TOTAL</b>	<b>569</b>	<b>605</b>	<b>2,112</b>

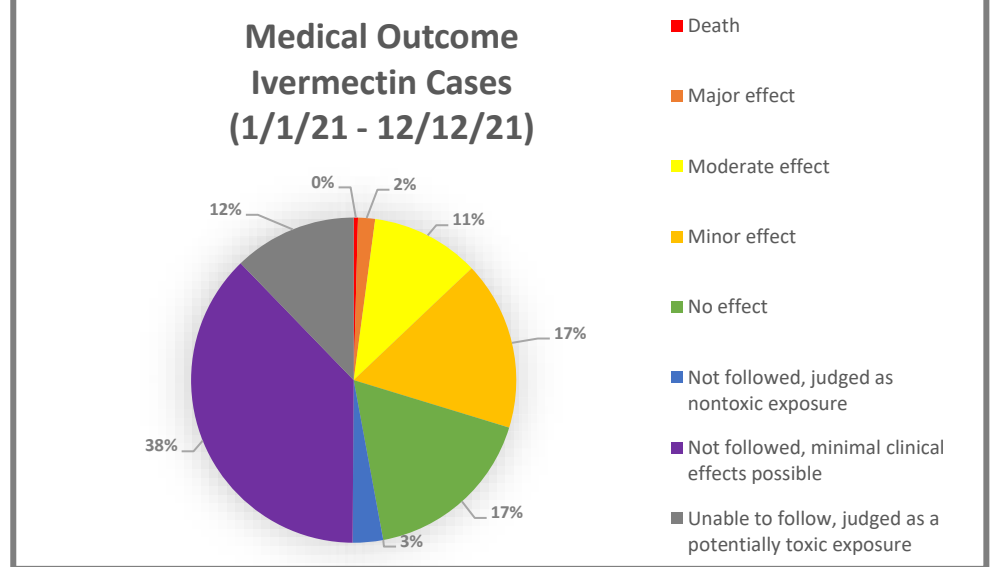


4601 N. FAIRFAX DR. • SUITE 630  
ARLINGTON, VA 22203  
MAIN 703.894.1858  
FAX 703.683.2812  
E-MAIL [INFO@AAPCC.ORG](mailto:INFO@AAPCC.ORG)  
WWW.AAPCC.ORG

Case Counts  
Ivermectin Cases  
(1/1/21 - 12/12/21)



Medical Outcome  
Ivermectin Cases  
(1/1/21 - 12/12/21)



\* Confirmed nonexposure and Unrelated effect cases are not included in this pie chart.

\* Single and multiple exposure cases included; additional NPDS data is required to correlate cases with outcomes.

[www.aapcc.org/national-poison-data-system](http://www.aapcc.org/national-poison-data-system)

Gender Distribution Ivermectin Cases (1/1/21 - 12/12/21)		
Male	1,035	49.0%
Female	1,053	49.9%
Unknown	24	1.1%

\*Case counts includes both intentional and unintentional exposures.

Results: According to data retrieved from the National Poison Data System (NPDS), there were 2,112 Ivermectin exposure cases reported to the 55 U.S. Poison Control Centers (Jan. 1, 2021 through Dec. 12, 2021), which resulted in an increase of 249% compared to the same time period during the previous year.