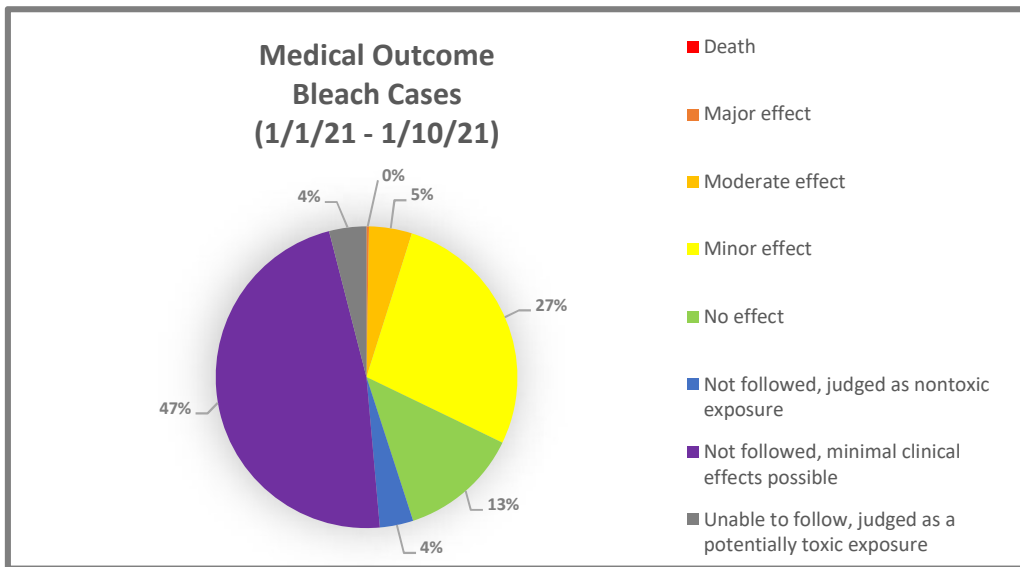
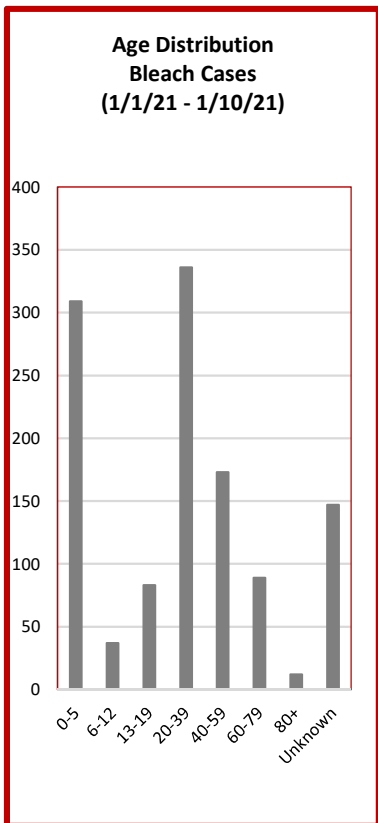
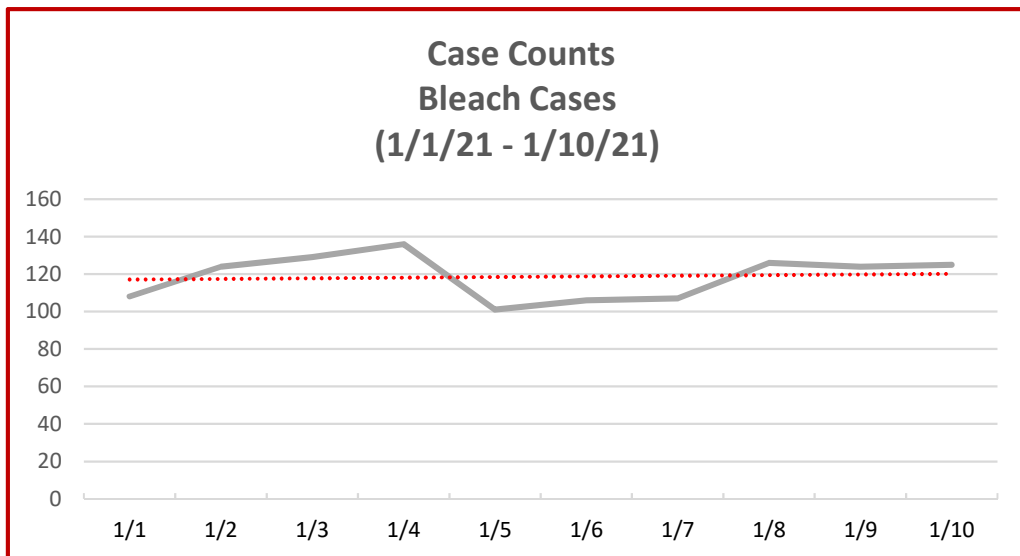




National Poison Data System (NPDS) Bulletin COVID-19 (Bleach)

**Bleach Case Counts
2020 vs. 2021
(January 1 - January 10)**

Month	2020	2021
Jan.	1,098	1,186
TOTAL	1,098	1,186



* Confirmed nonexposure and Unrelated effect cases are not included in this pie chart
 * Single and multiple exposure cases included; additional NPDS data is required to correlate cases with outcomes.
<https://aapcc.org/data-system>

Gender Distribution Bleach Cases (1/1/21 - 1/10/21)

Male	508	42.8%
Female	670	56.5%
Unknown	8	0.7%

4601 N. FAIRFAX DR. • SUITE 630
 ARLINGTON, VA 22203
 MAIN 703.894.1858
 FAX 703.683.2812
 E-MAIL INFO@AAPCC.ORG
 WWW.AAPCC.ORG

Results: According to data retrieved from the National Poison Data System (NPDS), there were 1,186 Bleach exposure cases reported to the 55 U.S. Poison Control Centers (Jan. 1, 2021 through Jan. 10, 2021), which resulted in an increase of 8% compared to the same time period during the previous year.