



American Association of Poison Control Centers

Synthetic Cannabinoid Data
August 31, 2022

These numbers reflect the closed human exposures to synthetic cannabinoid (THC homologs) reported to poison centers as of August 31, 2022. The numbers may change as cases are closed and additional information is received.

Year	Number of Cases
2011	6,968
2012	5,225
2013	2,666
2014	3,681
2015	7,792
2016	2,703
2017	1,959
2018	1,993
2019	1,163
2020	1,199
2021	984
2022	353

2022 by Month	Number of Cases
January 2022	55
February 2022	35
March 2022	44
April 2022	52
May 2022	43
June 2022	42
July 2022	42
August 2022	42
September 2022	0
October 2022	0
November 2022	0
December 2022	0
Total	353

Information continues on next page.

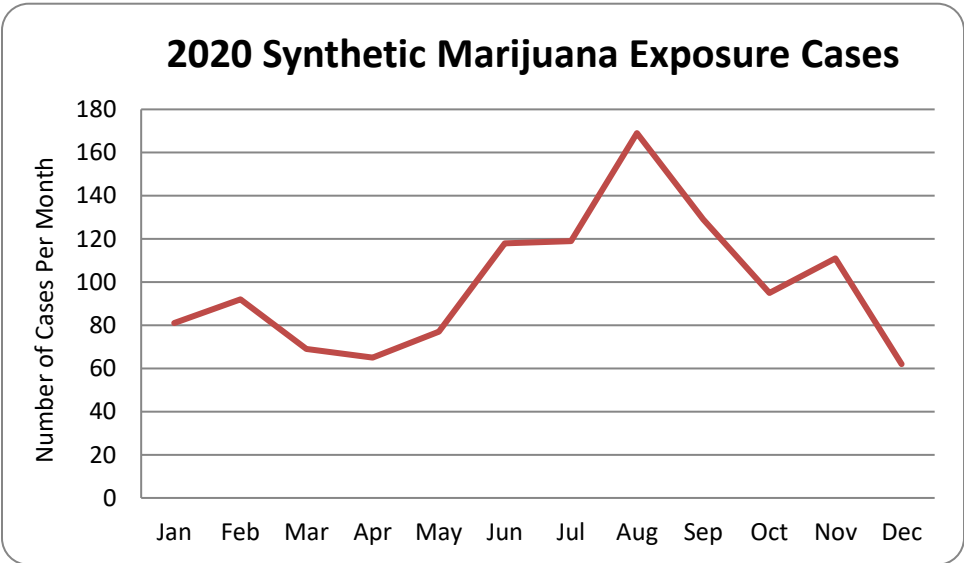
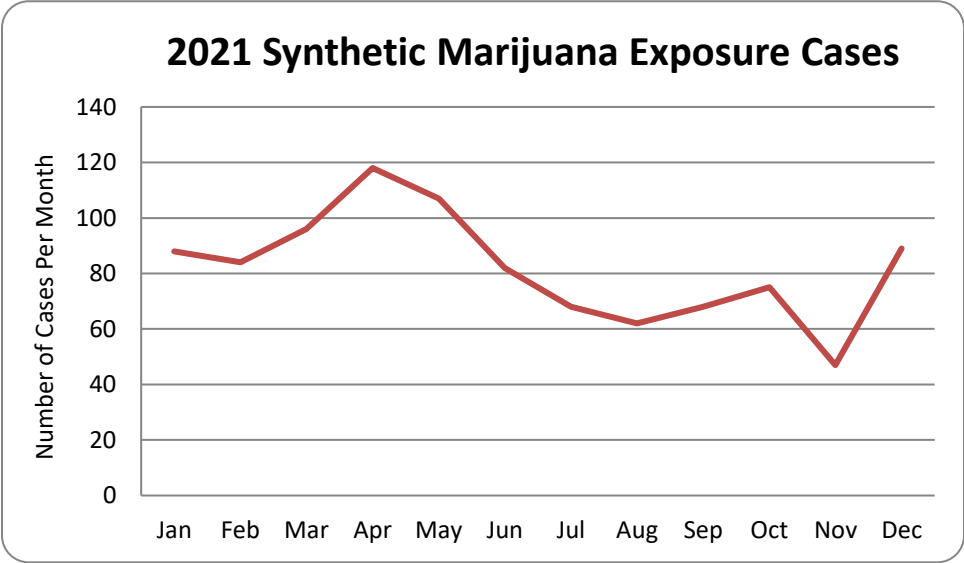
Month	Number of Cases				
	2022	2021	2020	2019	2018
January	55	88	81	89	145
February	35	84	95	120	191
March	44	96	69	97	175
April	52	118	65	102	309
May	43	107	81	112	178
June	42	82	118	113	175
July	42	68	120	105	157
August	42	62	169	85	172
September	0	68	129	83	199
October	0	75	95	93	97
November	0	47	114	73	97
December	0	115	66	91	98
Total	353	1,010	1,202	1,163	1,993

Month	Number of Cases				
	2017	2016	2015	2014	2013
January	188	292	355	181	177
February	155	282	273	167	252
March	157	302	270	205	253
April	165	207	1,511	251	266
May	193	228	1,205	312	277
June	195	170	655	337	230
July	167	224	740	280	186
August	139	211	721	441	204
September	162	175	629	395	213
October	234	155	614	439	200
November	101	279	454	357	208
December	103	178	365	316	200
Total	1,959	2,703	7,792	3,681	2,666

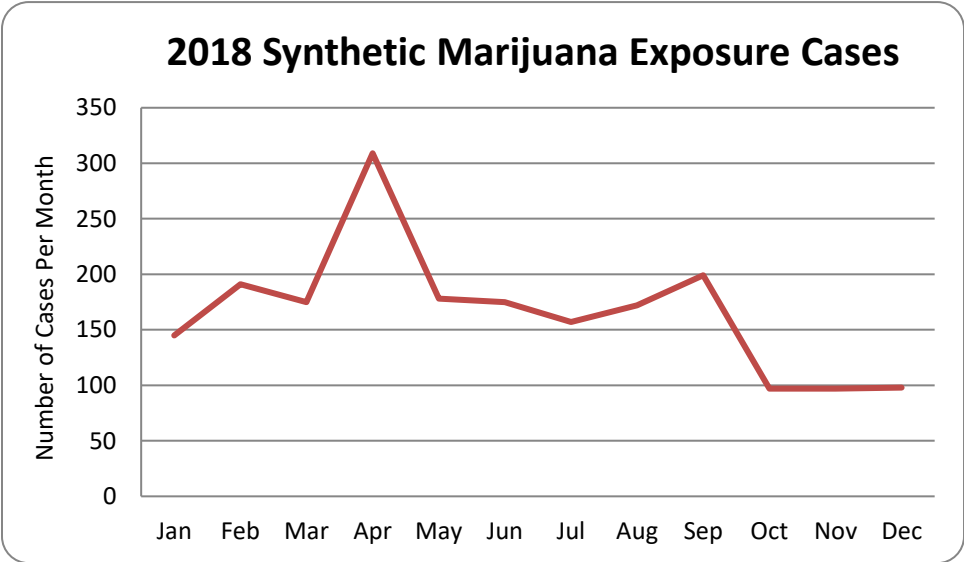
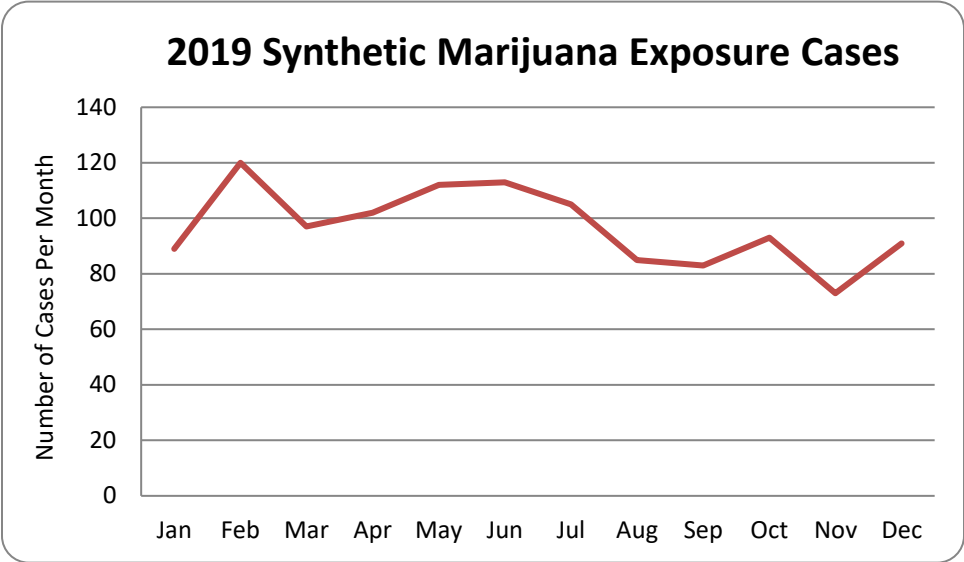
Please note: American Association of Poison Control Center data for this year and last is considered preliminary because it is possible that a poison center may update a case anytime during the year if new information is obtained. In the fall of each year, the data for the previous year is locked, and no additional changes are made.

The term “exposure” means someone has had contact with the substance in some way; for example, ingested, inhaled, absorbed by the skin or eyes, etc. Not all exposures are poisonings or overdoses.

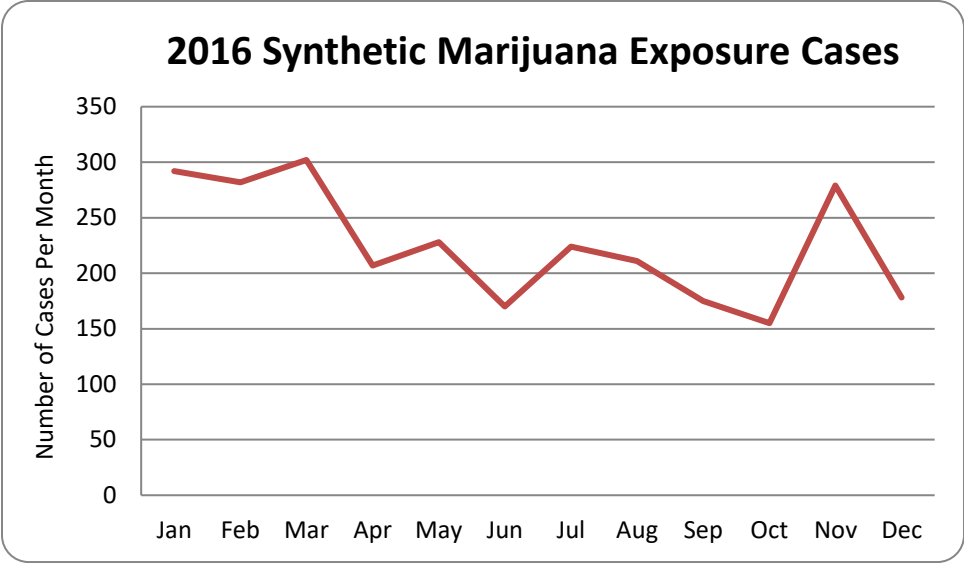
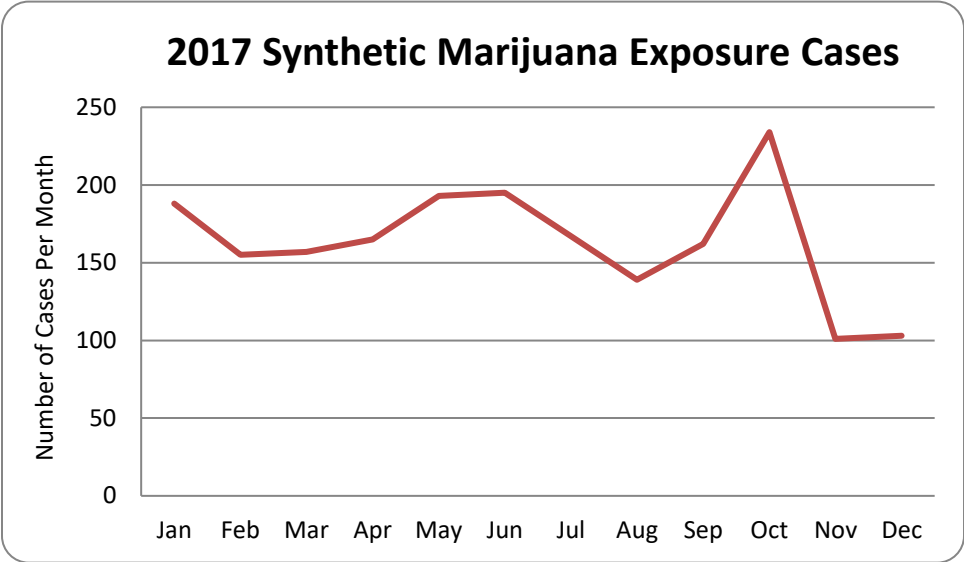
Information continues on next page.



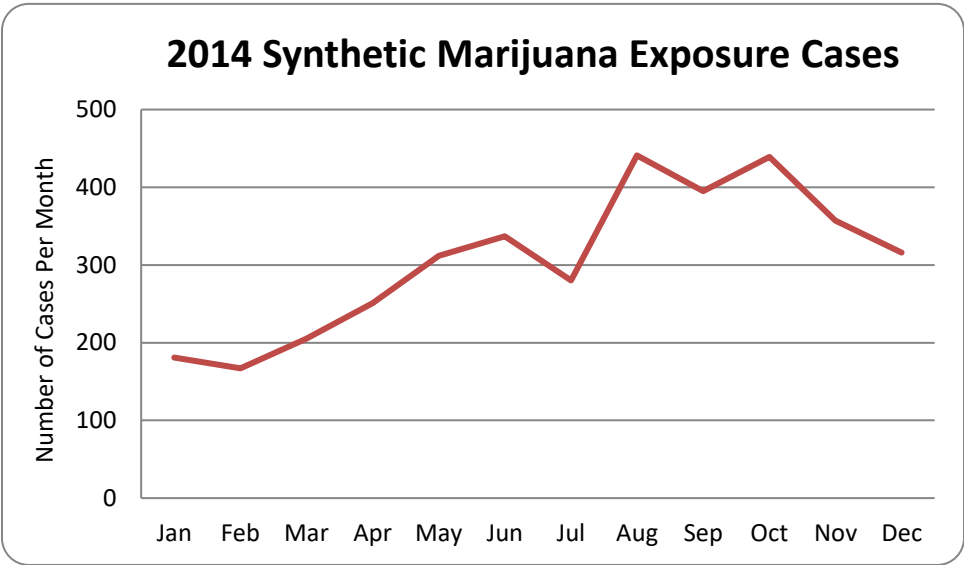
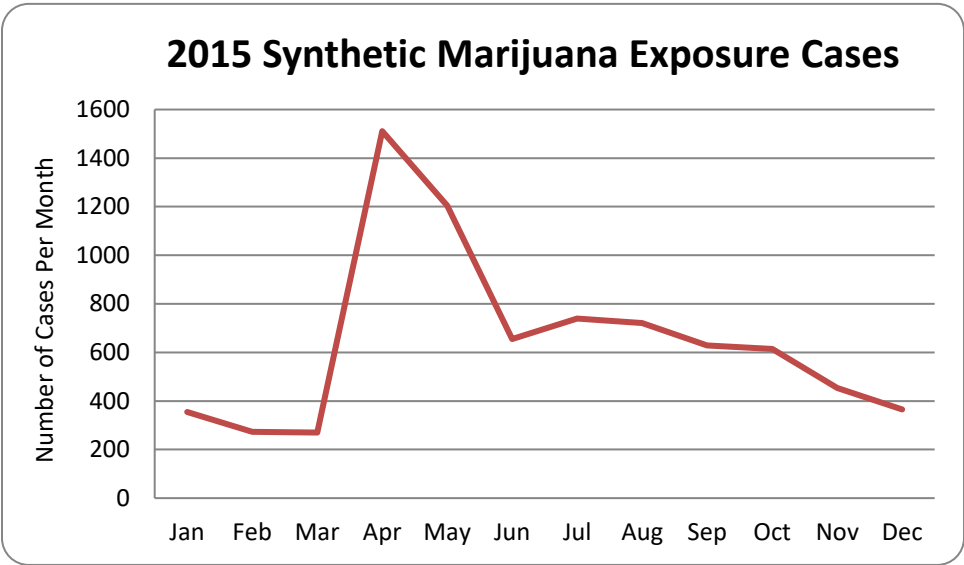
Information continues on next page.



Information continues on next page.

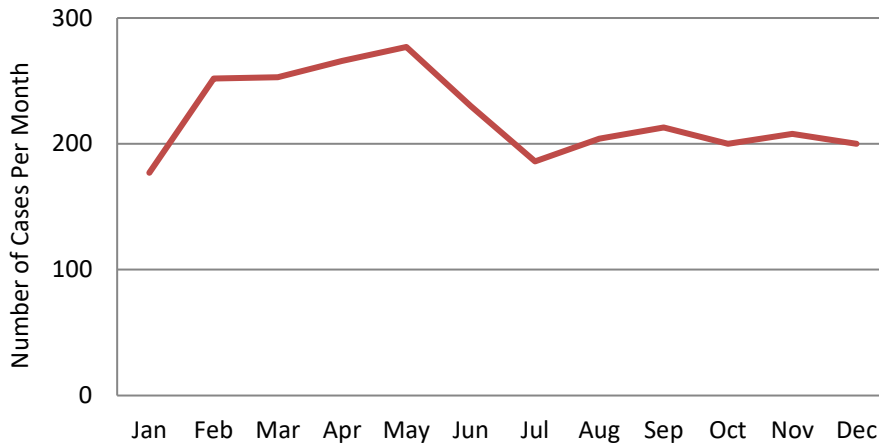


Information continues on next page.

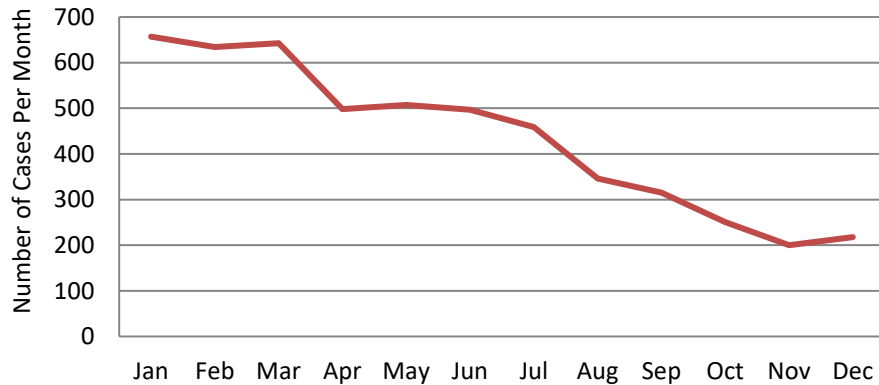


Information continues on next page.

2013 Synthetic Marijuana Exposure Cases



2012 Synthetic Marijuana Exposure Cases



2011 Synthetic Marijuana Exposure Cases

