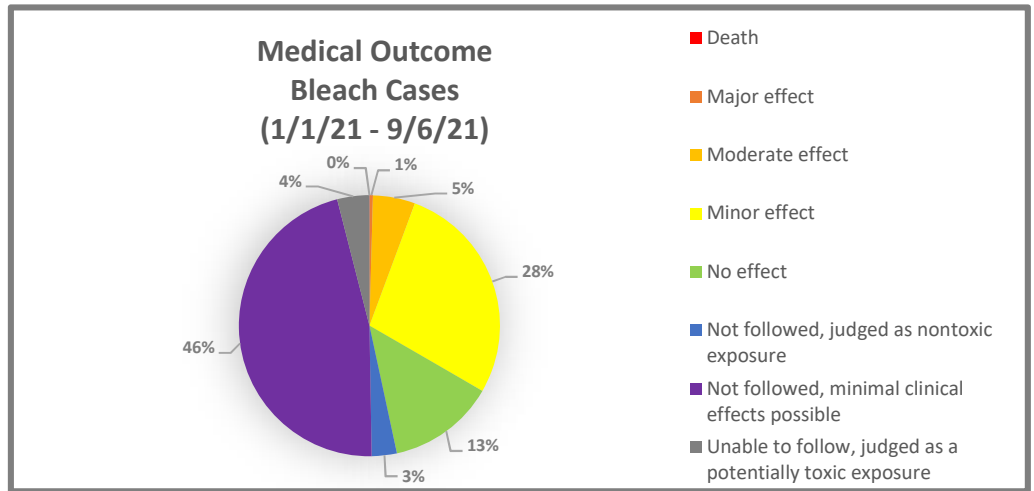
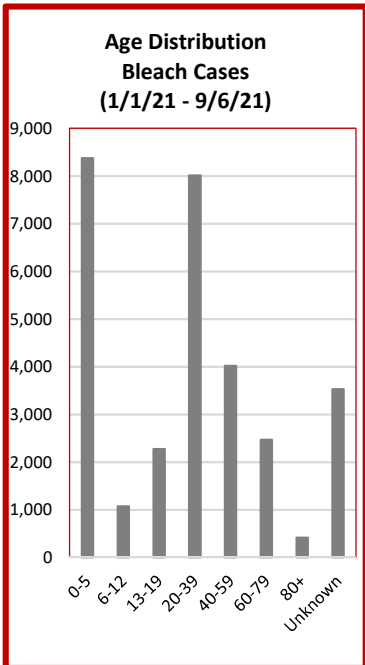
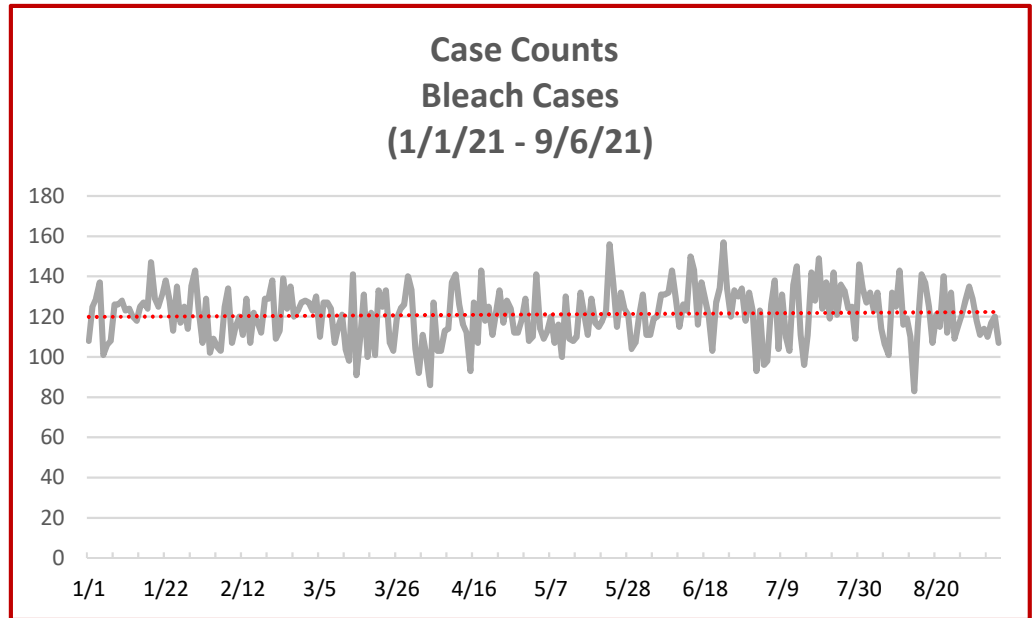




National Poison Data System (NPDS) Bulletin COVID-19 (Bleach)

**Bleach Case Counts
2019 vs. 2021
(January 1 - September 6)**

Month	2019	2021
Jan.	3,070	3,858
Feb.	2,926	3,340
Mar.	3,184	3,684
Apr.	3,242	3,501
May	3,522	3,677
Jun.	3,543	3,839
Jul.	3,965	3,813
Aug.	3,997	3,763
Sep.	714	679
TOTAL	28,163	30,154



* Confirmed nonexposure and Unrelated effect cases are not included in this pie chart
 * Single and multiple exposure cases included; additional NPDS data is required to correlate cases with outcomes.
<https://aapcc.org/data-system>

Gender Distribution Bleach Cases (1/1/21 - 9/6/21)

Male	13,111	43.5%
Female	16,854	55.9%
Unknown	189	0.6%

4601 N. FAIRFAX DR. • SUITE 630
 ARLINGTON, VA 22203
 MAIN 703.894.1858
 FAX 703.683.2812
 E-MAIL INFO@AAPCC.ORG
 WWW.AAPCC.ORG

Results: According to data retrieved from the National Poison Data System (NPDS), there were 30,154 Bleach exposure cases reported to the 55 U.S. Poison Control Centers (Jan. 1, 2021 through Sep. 6, 2021), which resulted in an increase of 7% compared to the same time period before the COVID-19 pandemic (2019).

Call 1-800-222-1222 for poison emergencies or questions. This nationwide number is answered by the Poison Center that serves you.