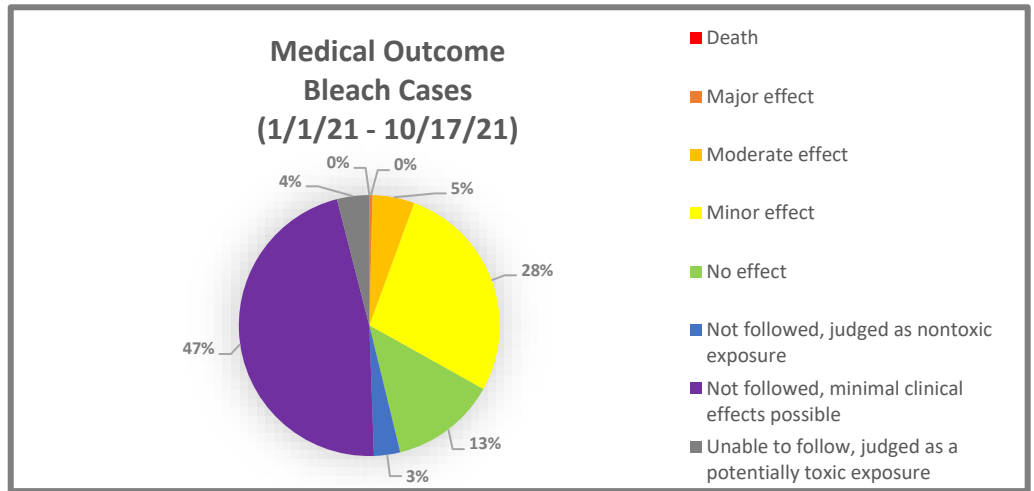
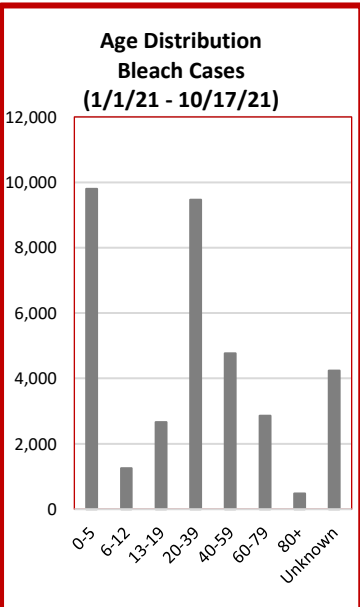
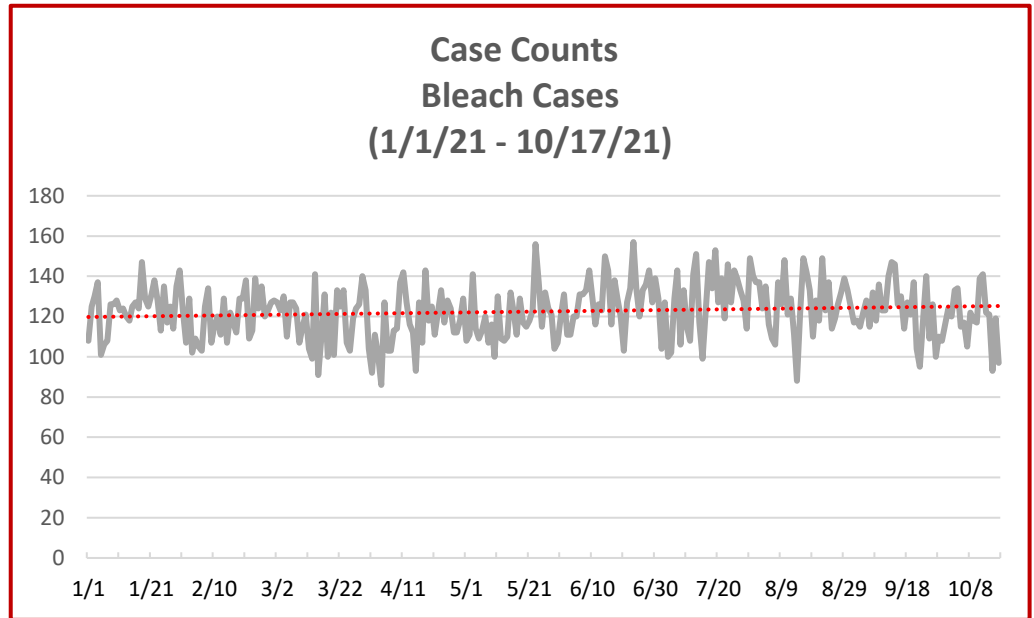




# National Poison Data System (NPDS) Bulletin COVID-19 (Bleach)

Bleach Case Counts 2019 vs. 2021 (January 1 - October 17)		
Month	2019	2021
Jan.	3,070	3,859
Feb.	2,926	3,340
Mar.	3,184	3,685
Apr.	3,242	3,503
May	3,522	3,679
Jun.	3,543	3,874
Jul.	3,965	3,965
Aug.	3,997	3,923
Sep.	3,582	3,661
Oct.	2,024	2,037
<b>TOTAL</b>	<b>33,055</b>	<b>35,526</b>



\* Confirmed nonexposure and Unrelated effect cases are not included in this pie chart  
\* Single and multiple exposure cases included; additional NPDS data is required to correlate cases with outcomes.

[www.aapcc.org/national-poison-data-system](http://www.aapcc.org/national-poison-data-system)

Gender Distribution Bleach Cases (1/1/21 - 10/17/21)		
Male	15,381	43.3%
Female	19,920	56.1%
Unknown	225	0.6%

4601 N. FAIRFAX DR. • SUITE 630  
ARLINGTON, VA 22203  
MAIN 703.894.1858  
FAX 703.683.2812  
E-MAIL [INFO@AAPCC.ORG](mailto:INFO@AAPCC.ORG)  
WWW.AAPCC.ORG

Results: According to data retrieved from the National Poison Data System (NPDS), there were 35,526 Bleach exposure cases reported to the 55 U.S. Poison Control Centers (Jan. 1, 2021 through Oct. 17, 2021), which resulted in an increase of 7% compared to the same time period before the COVID-19 pandemic (2019).

Call 1-800-222-1222 for poison emergencies or questions. This nationwide number is answered by the Poison Center that serves you.