

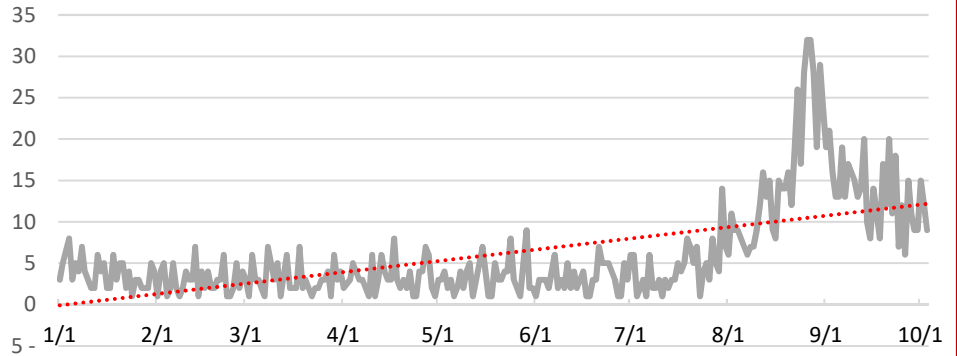


## National Poison Data System (NPDS) Bulletin COVID-19 (Ivermectin)

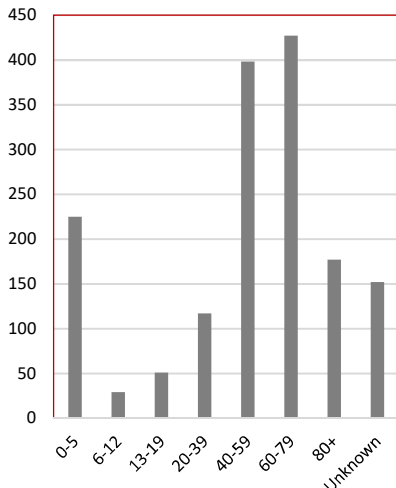
### Ivermectin Case Counts 2019 vs. 2020 vs. 2021 (January 1 - October 3)

Month	2019	2020	2021
Jan.	35	26	112
Feb.	42	40	82
Mar.	51	48	90
Apr.	58	71	97
May	60	73	92
Jun.	72	61	80
Jul.	42	58	136
Aug.	42	58	477
Sep.	54	47	407
Oct.	6	8	36
<b>TOTAL</b>	<b>462</b>	<b>490</b>	<b>1,609</b>

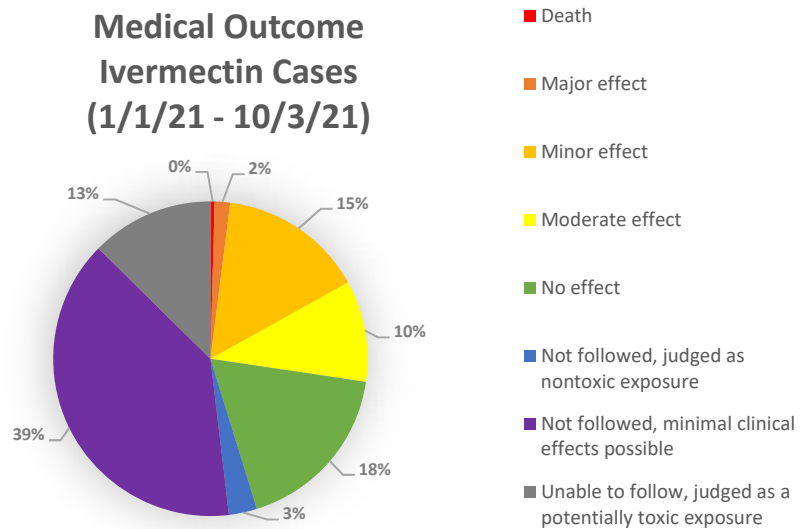
### Case Counts Ivermectin Cases (1/1/21 - 10/3/21)



### Age Distribution Ivermectin Cases (1/1/21 - 10/3/21)



### Medical Outcome Ivermectin Cases (1/1/21 - 10/3/21)



\* Confirmed nonexposure and Unrelated effect cases are not included in this pie chart.

\* Single and multiple exposure cases included; additional NPDS data is required to correlate cases with outcomes.

<https://aapcc.org/national-poison-data-system>

### Gender Distribution Ivermectin Cases (1/1/21 - 10/3/21)

Male	784	48.7%
Female	801	49.8%
Unknown	24	1.5%

\*Case counts includes both intentional and unintentional exposures.

Results: According to data retrieved from the National Poison Data System (NPDS), there were 1,609 Ivermectin exposure cases reported to the 55 U.S. Poison Control Centers (Jan. 1, 2021 through Oct. 3, 2021), which resulted in an increase of 228% compared to the same time period during the previous year.

4601 N. FAIRFAX DR. • SUITE 630  
ARLINGTON, VA 22203  
MAIN 703.894.1858  
FAX 703.683.2812  
E-MAIL [INFO@AAPCC.ORG](mailto:INFO@AAPCC.ORG)  
WWW.AAPCC.ORG