

2022

DATA

2022 Poison Center Data Snapshot

Overview of the 2022 Annual Report of the National Poison Data System® (NPDS) from America's Poison Centers®: 40th Annual Report

America's Poison Centers represents the 55 U.S. Poison Centers which manage exposure cases via telephone. People call a center when they think someone may have been in contact with something potentially harmful. They also call for information. The Poison Centers are managed by doctors, nurses, and pharmacists who have specialized training in poisoning prevention and treatment.



U.S. Poison Centers

- Responded to **2,064,875** human exposures cases
- On average, receiving an exposure case every **15** seconds
- Served all 50 states, District of Columbia, American Samoa, Federated States of Micronesia, Guam, Marshall Islands, Northern Mariana Islands, Palau, Puerto Rico, and the US Virgin Islands

Data Trends

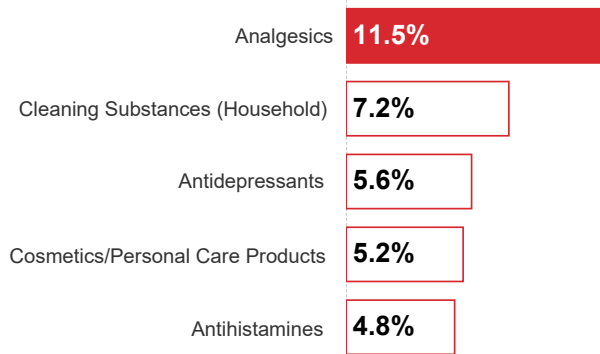
*One case could have more than one exposure to the same substance category

8,579 Fentanyl Exposures

3,358 Delta-8 THC Exposures

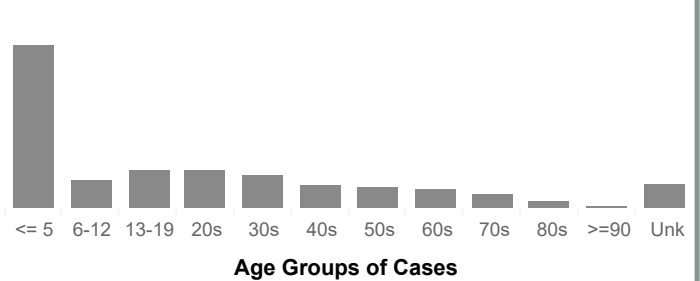
130 Minor Cannabinoids Exposures

Top 5 Exposure Substance Categories



Distribution of Human Exposure Cases

Who was Exposed?



40%

OF CASES WERE FOR CHILDREN AGES <= 5

87%

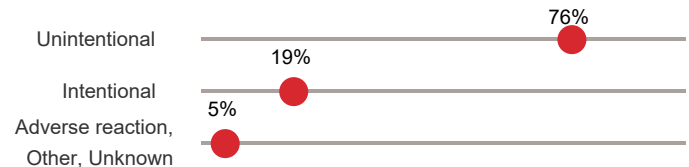
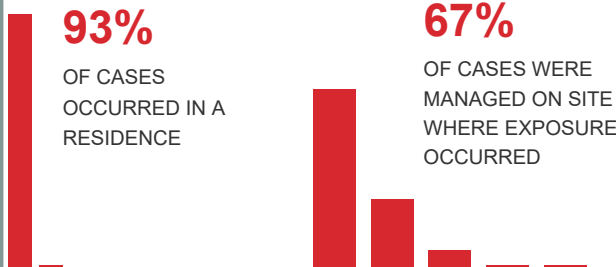
OF ALL CASES WERE SINGLE SUBSTANCE EXPOSURES

53%

OF CASES WERE FEMALE

Reason, Location, Case Management

The majority of cases were a result of an **unintentional exposure** to a substance.



13% OF ALL EXPOSURES WERE SUSPECTED SUICIDE

References:

David D. Gummin , James B. Mowry , Michael C. Beuhler , Daniel A. Spyker , Laura J. Rivers , Ryan Feldman , Kaitlyn Brown , Nathaniel P.T. Pham , Alvin C. Bronstein & Carol DesLauriers (2023) 2022 Annual Report of the National Poison Data System® (NPDS) from America's Poison Centers®: 40th Annual Report, Clinical Toxicology, 61:10, 717-939, DOI: 10.1080/15563650.2023.2268981