

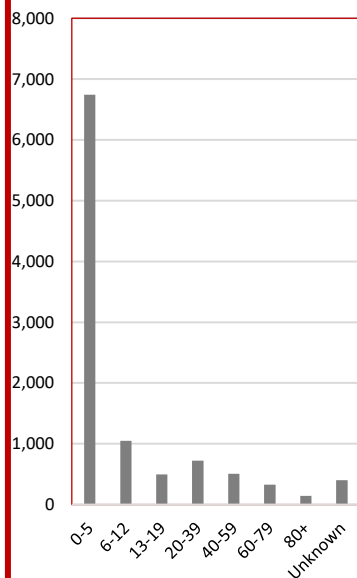


National Poison Data System (NPDS) Bulletin COVID-19 (Hand Sanitizer)

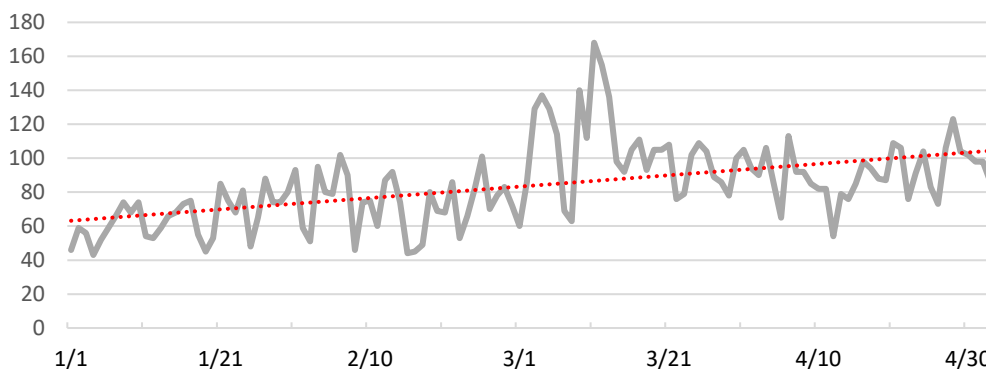
**Hand Sanitizer Case Counts
2019 vs. 2020
(January 1 - May 3)**

Month	2019	2020
Jan.	1,936	2,029
Feb.	1,813	2,110
Mar.	1,850	3,243
Apr.	1,749	2,724
May	193	282
TOTAL	7,541	10,388

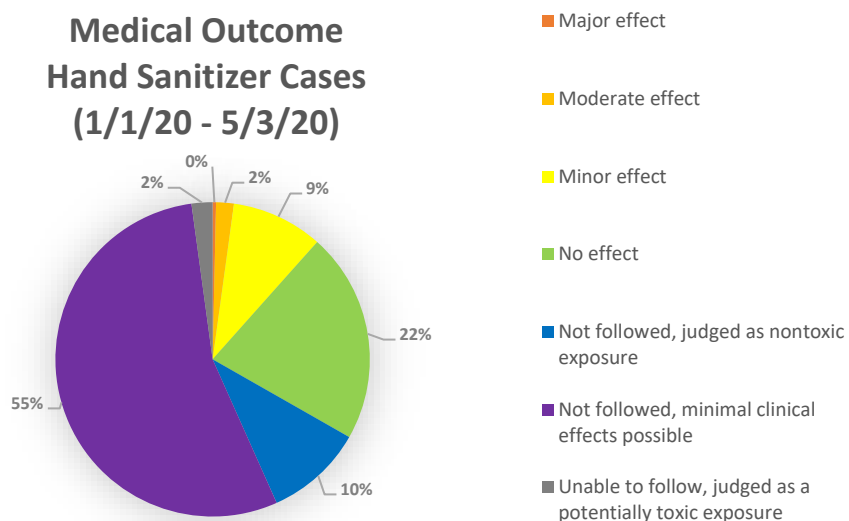
**Age Distribution
Hand Sanitizer Cases
(1/1/20 - 5/3/20)**



**Case Counts
Hand Sanitizer Cases
(1/1/20 - 5/3/20)**



**Medical Outcome
Hand Sanitizer Cases
(1/1/20 - 5/3/20)**



* Confirmed nonexposure and Unrelated effect cases are not included in this pie chart

Gender Distribution Hand Sanitizer Cases (1/1/20 - 5/3/20)

Male	5,417	52.1%
Female	4,915	47.3%
Unknown	56	0.5%

4601 N. FAIRFAX DR. • SUITE 630
ARLINGTON, VA 22203
MAIN 703.894.1858
FAX 703.683.2812
E-MAIL INFO@AAPCC.ORG
WWW.AAPCC.ORG

Results: According to data retrieved from the National Poison Data System (NPDS), there were 10,388 Hand Sanitizer exposure cases reported to the 55 U.S. Poison Control Centers (Jan. 1, 2020 through May. 3, 2020), which resulted in an increase of 38% compared to the same time period during the previous year.