



American Association of Poison Control Centers

Laundry Detergent Packets (unit dose liquid) Data
December 31, 2020

These numbers reflect the closed human exposures for kids 5 years old and younger, to single-load liquid laundry packets reported to poison centers as of December 31, 2020. The numbers may change as cases are closed and additional information is received.

Year	Number of Cases
2013	10,145
2014	11,712
2015	12,607
2016	11,545
2017	10,576
2018	9,319
2019	10,021
2020 YTD	10,559

2020 by Month	Number of Cases
January 2020	788
February 2020	733
March 2020	860
April 2020	816
May 2020	913
June 2020	987
July 2020	1,023
August 2020	988
September 2020	932
October 2020	976
November 2020	797
December 2020	746
Total YTD	10,559

2019 by Month	Number of Cases
January 2019	637
February 2019	683
March 2019	759
April 2019	810
May 2019	940
June 2019	963
July 2019	948
August 2019	917
September 2019	969
October 2019	940
November 2019	762
December 2019	693
Total YTD	10,021

2018 by Month	Number of Cases
January 2018	611
February 2018	602
March 2018	720
April 2018	775
May 2018	873
June 2018	884
July 2018	892
August 2018	877
September 2018	821
October 2018	852
November 2018	698
December 2018	714
Total	9,319

2017 by Month	Number of Cases
January 2017	781
February 2017	788
March 2017	912
April 2017	891
May 2017	1,037
June 2017	1,067
July 2017	943
August 2017	1,003
September 2017	906
October 2017	861
November 2017	760
December 2017	627
Total	10,576

2016 by Month	Number of Cases
January 2016	1,010
February 2016	894
March 2016	941
April 2016	964
May 2016	1,112
June 2016	945
July 2016	1,014
August 2016	1,042
September 2016	943
October 2016	986
November 2016	883
December 2016	811
Total	11,545

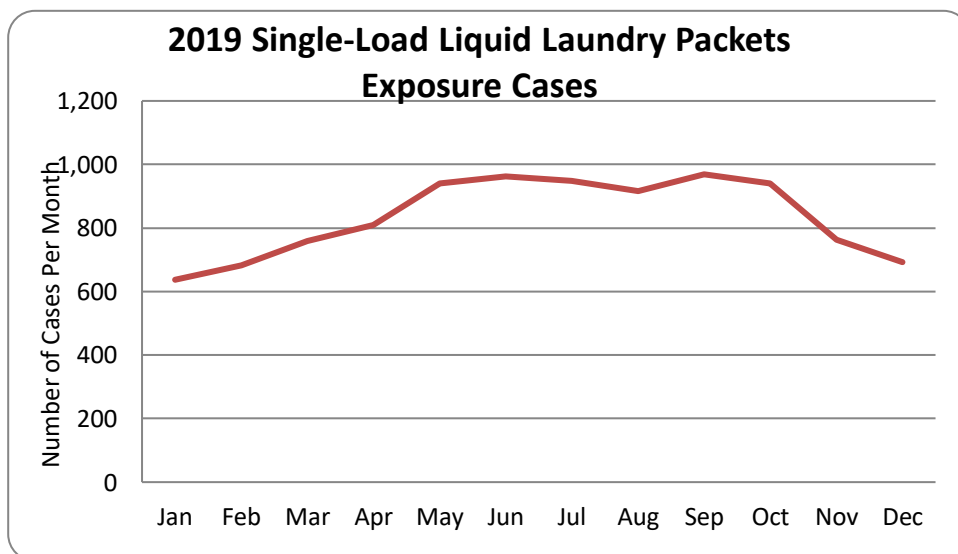
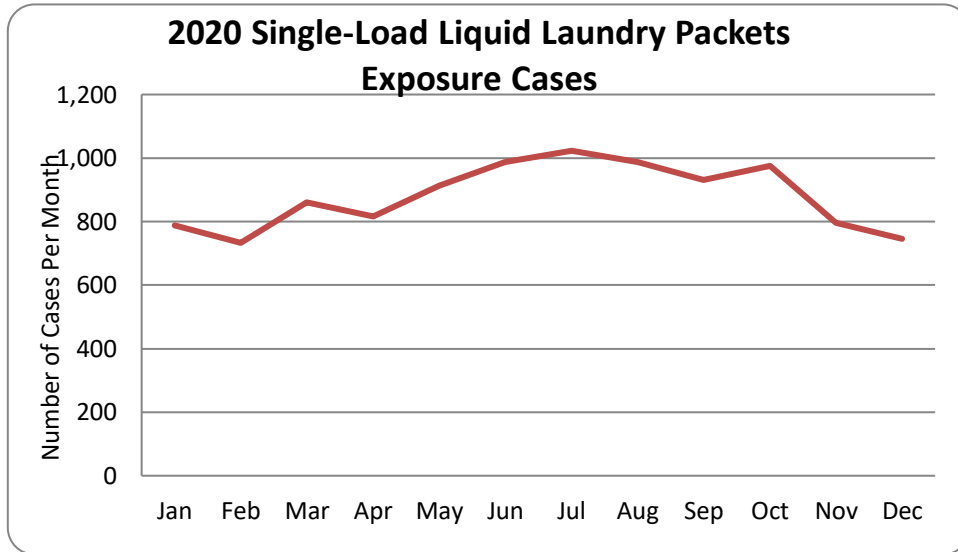
2015 by Month	Number of Cases
January 2015	906
February 2015	834
March 2015	990
April 2015	1,018
May 2015	1,132
June 2015	1,182
July 2015	1,136
August 2015	1,132
September 2015	1,121
October 2015	1,064
November 2015	1,068
December 2015	1,024
Total	12,607

2014 by Month	Number of Cases
January 2014	789
February 2014	792
March 2014	970
April 2014	942
May 2014	989
June 2014	1,164
July 2014	1,056
August 2014	1,143
September 2014	1,075
October 2014	1,022
November 2014	928
December 2014	842
Total	11,712

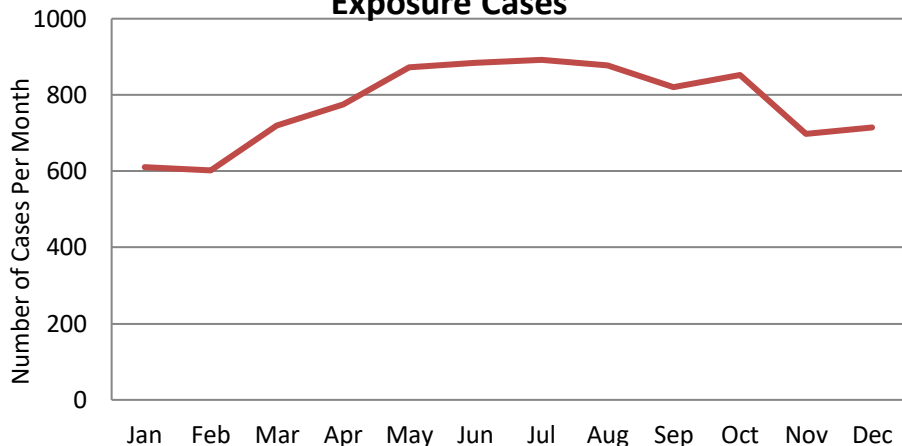
2013 by Month	Number of Cases
January 2013	496
February 2013	742
March 2013	866
April 2013	960
May 2013	941
June 2013	943
July 2013	973
August 2013	968
September 2013	893
October 2013	880
November 2013	757
December 2013	726
Total	10,145

Please note: American Association of Poison Control Center data for this year and last is considered preliminary because it is possible that a poison center may update a case anytime during the year if new information is obtained. In the fall of each year, the data for the previous year is locked, and no additional changes are made.

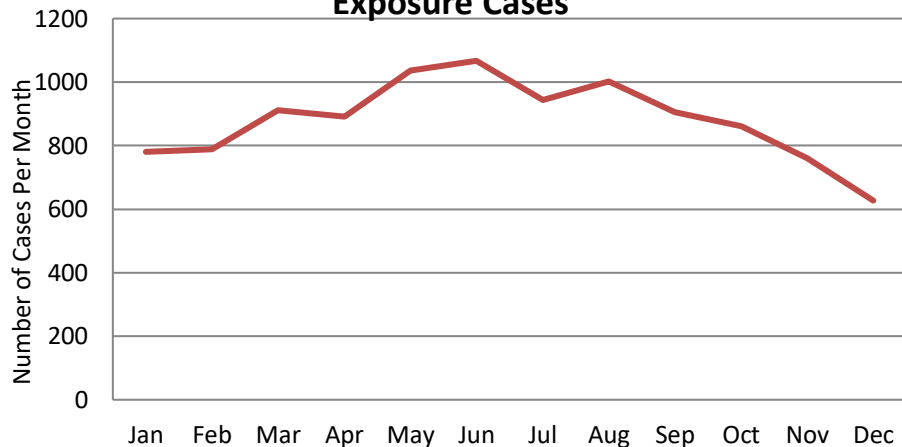
The term “exposure” means someone has had contact with the substance in some way; for example, ingested, inhaled, absorbed by the skin or eyes, etc. Not all exposures are poisonings or overdoses.



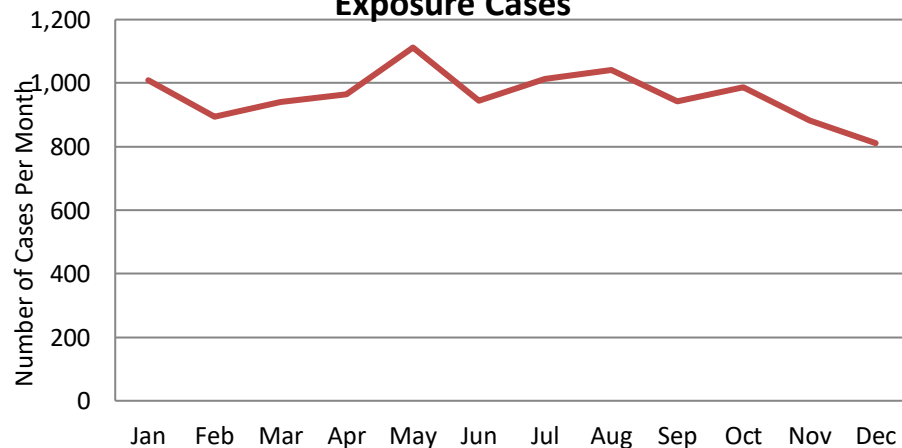
**2018 Single-Load Liquid Laundry Packets
Exposure Cases**

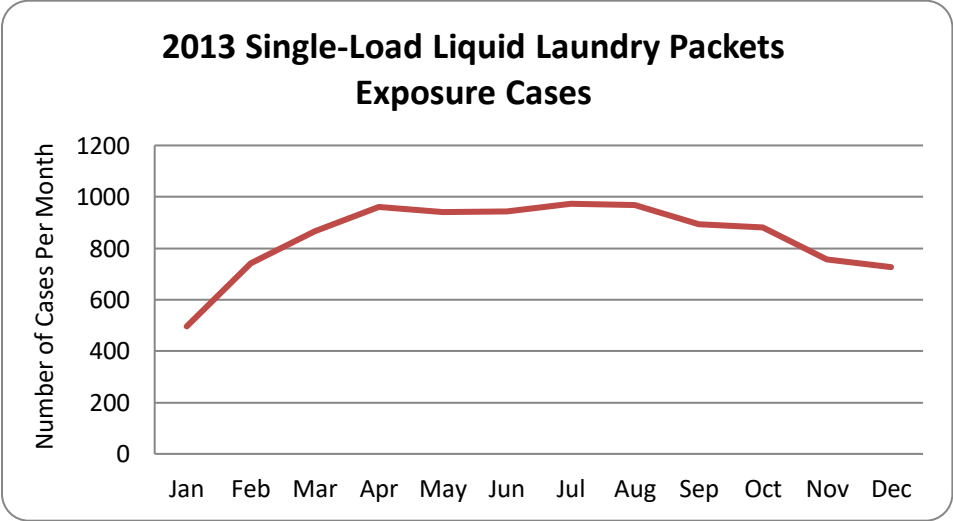
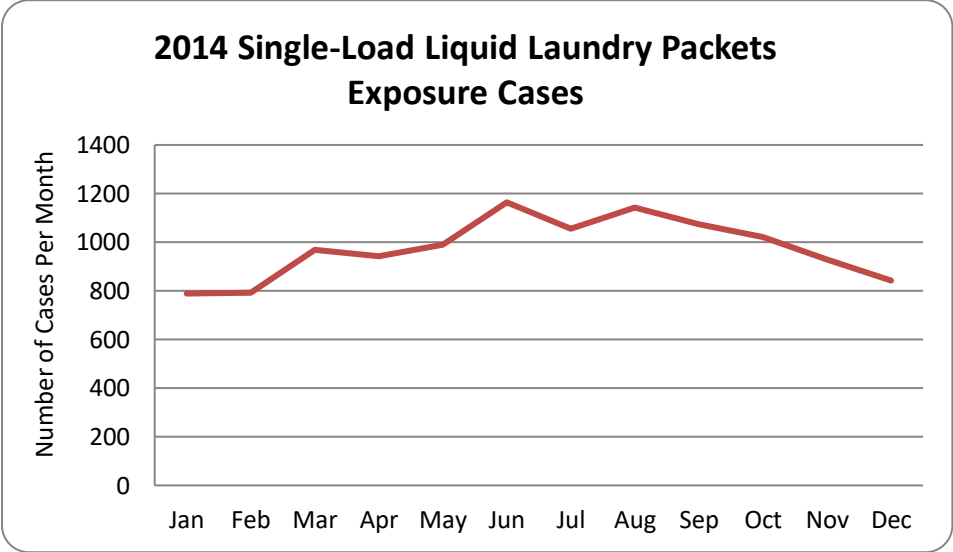
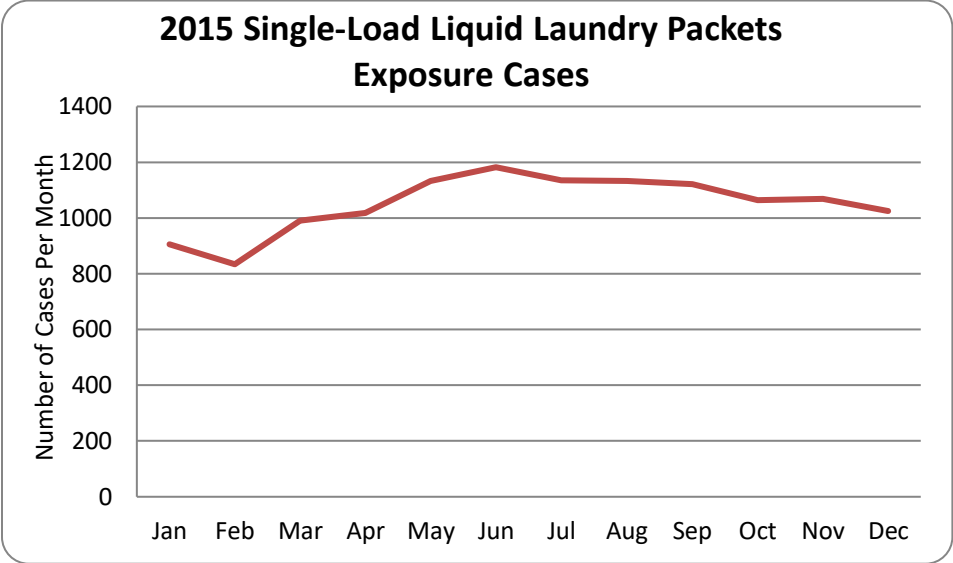


**2017 Single-Load Liquid Laundry Packets
Exposure Cases**



**2016 Single-Load Liquid Laundry Packets
Exposure Cases**





- END -