

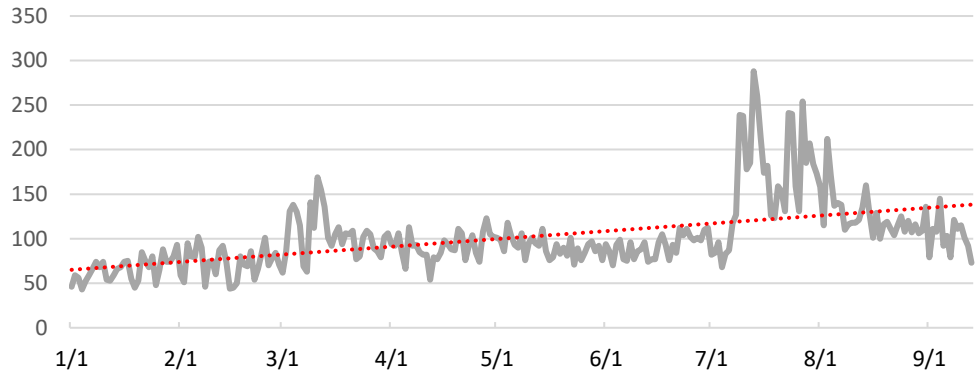


National Poison Data System (NPDS) Bulletin COVID-19 (Hand Sanitizer)

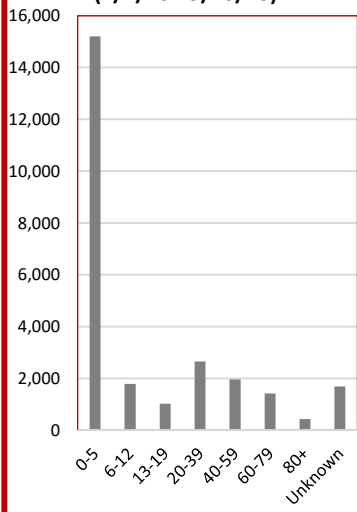
Hand Sanitizer Case Counts 2019 vs. 2020 (January 1 - September 13)

Month	2019	2020
Jan.	1,936	2,029
Feb.	1,813	2,116
Mar.	1,850	3,267
Apr.	1,749	2,735
May	1,856	2,821
Jun.	1,570	2,760
Jul.	1,529	5,167
Aug.	1,849	3,899
Sep.	846	1,330
TOTAL	14,998	26,124

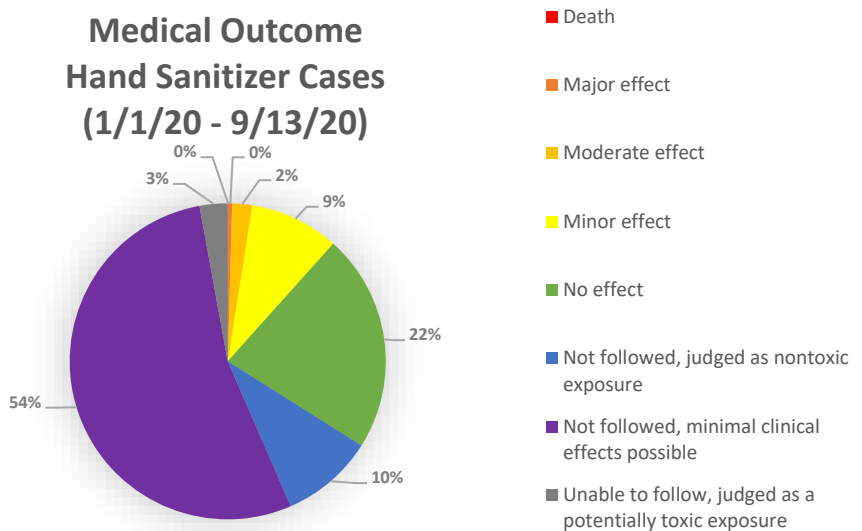
Case Counts Hand Sanitizer Cases (1/1/20 - 9/13/20)



Age Distribution Hand Sanitizer Cases (1/1/20 - 9/13/20)



Medical Outcome Hand Sanitizer Cases (1/1/20 - 9/13/20)



* Confirmed nonexposure and Unrelated effect cases are not included in this pie chart

* Single and multiple exposure cases included; additional NPDS data is required to correlate cases with outcomes.

<https://aapcc.org/data-system>

Gender Distribution Hand Sanitizer Cases (1/1/20 - 9/13/20)

Male	13,103	50.2%
Female	12,852	49.2%
Unknown	169	0.6%

4601 N. FAIRFAX DR. • SUITE 630
ARLINGTON, VA 22203
MAIN 703.894.1858
FAX 703.683.2812
E-MAIL INFO@AAPCC.ORG
WWW.AAPCC.ORG

Results: According to data retrieved from the National Poison Data System (NPDS), there were 26,124 Hand Sanitizer exposure cases reported to the 55 U.S. Poison Control Centers (Jan. 1, 2020 through Sep. 13, 2020), which resulted in an increase of 74% compared to the same time period during the previous year.