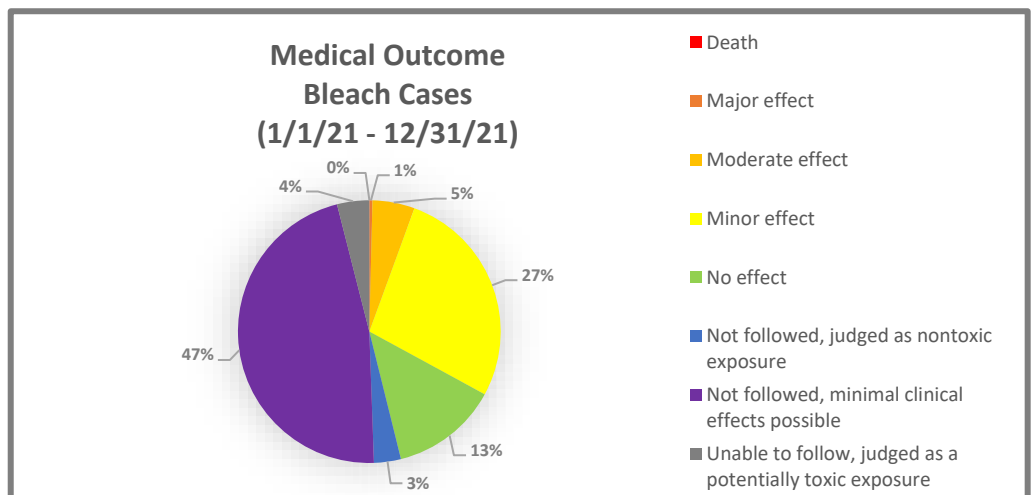
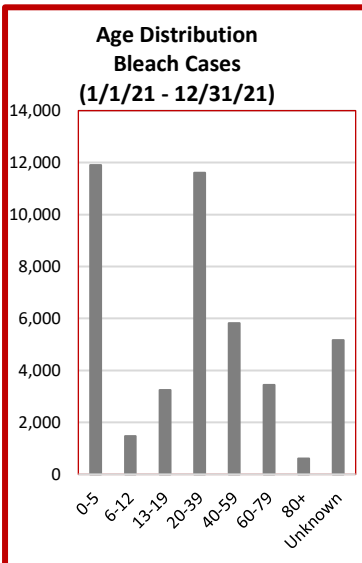
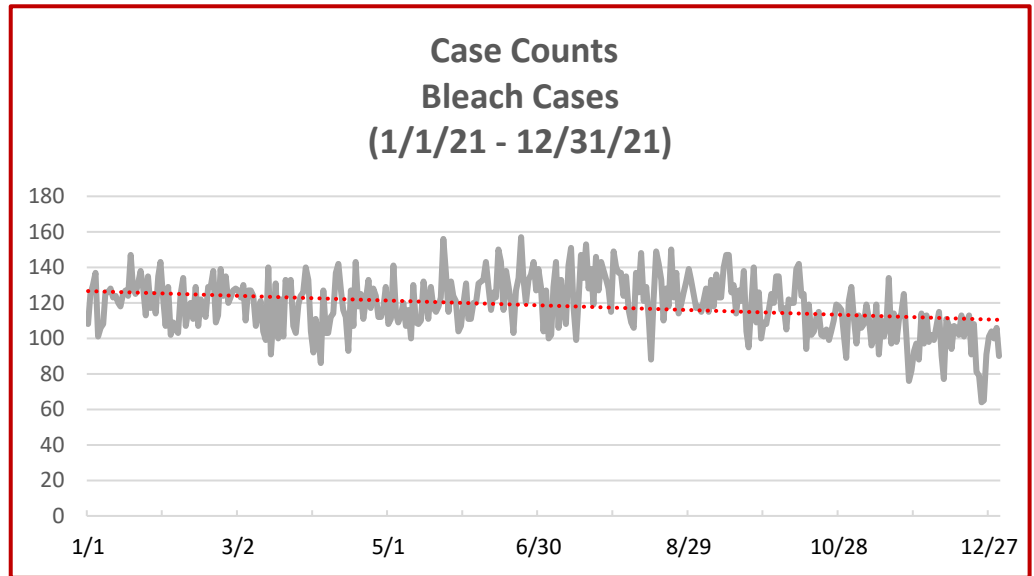




## National Poison Data System (NPDS) Bulletin COVID-19 (Bleach)

Bleach Case Counts 2019 vs. 2021 (January 1 - December 31)		
Month	2019	2021
Jan.	3,070	3,859
Feb.	2,926	3,340
Mar.	3,184	3,684
Apr.	3,242	3,502
May	3,522	3,679
Jun.	3,543	3,875
Jul.	3,965	3,966
Aug.	3,997	3,924
Sep.	3,582	3,663
Oct.	3,618	3,555
Nov.	3,425	3,182
Dec.	3,220	3,041
<b>TOTAL</b>	<b>41,294</b>	<b>43,270</b>



\* Confirmed nonexposure and Unrelated effect cases are not included in this pie chart

\* Single and multiple exposure cases included; additional NPDS data is required to correlate cases with outcomes.

[www.aapcc.org/national-poison-data-system](http://www.aapcc.org/national-poison-data-system)

Gender Distribution Bleach Cases (1/1/21 - 12/31/21)		
Male	18,666	43.1%
Female	24,304	56.2%
Unknown	300	0.7%

4601 N. FAIRFAX DR. • SUITE 630  
ARLINGTON, VA 22203  
MAIN 703.894.1858  
FAX 703.683.2812  
E-MAIL [INFO@AAPCC.ORG](mailto:INFO@AAPCC.ORG)  
[WWW.AAPCC.ORG](http://WWW.AAPCC.ORG)

Results: According to data retrieved from the National Poison Data System (NPDS), there were 43,270 Bleach exposure cases reported to the 55 U.S. Poison Control Centers (Jan. 1, 2021 through Dec. 31, 2021), which resulted in an increase of 5% compared to the same time period before the COVID-19 pandemic (2019).

Call 1-800-222-1222 for poison emergencies or questions. This nationwide number is answered by the Poison Center that serves you.