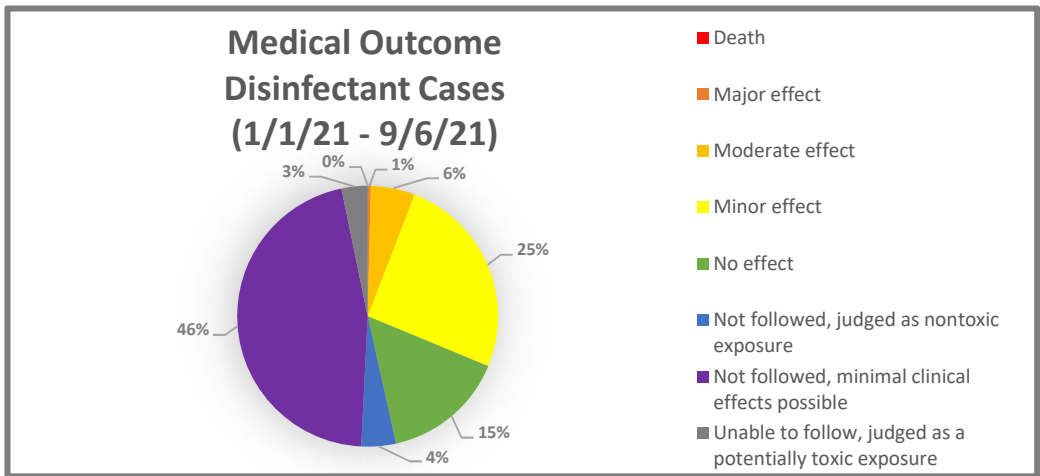
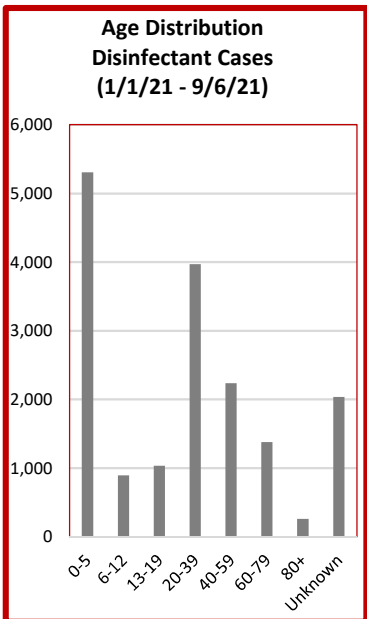
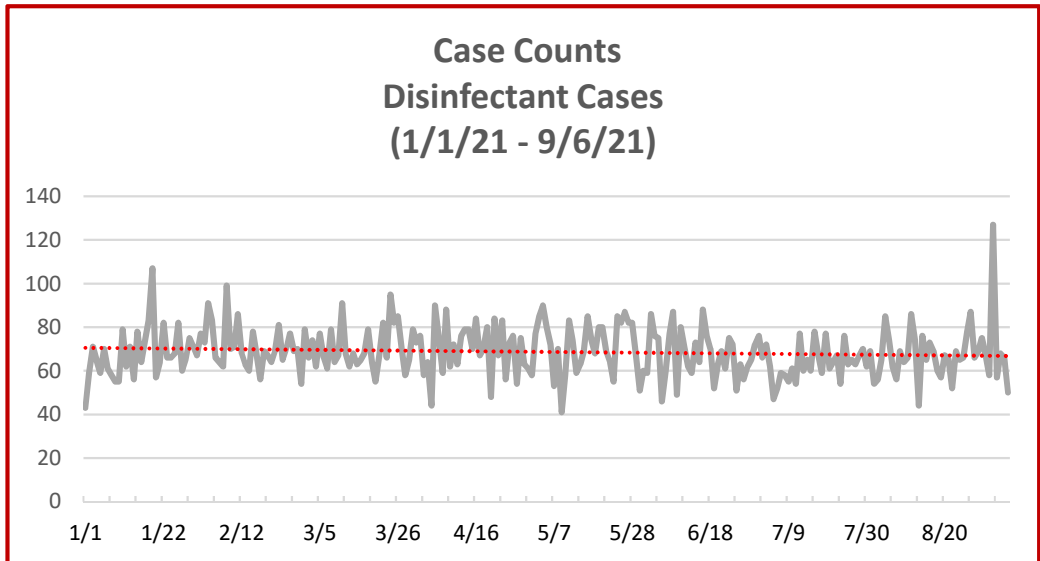




National Poison Data System (NPDS) Bulletin COVID-19 (Disinfectant)

**Disinfectant Case Counts
2019 vs. 2021
(January 1 - September 6)**

Month	2019	2021
Jan.	1,621	2,093
Feb.	1,431	1,990
Mar.	1,756	2,200
Apr.	1,628	2,096
May	1,823	2,203
Jun.	1,735	2,019
Jul.	1,764	1,986
Aug.	1,856	2,081
Sep.	326	426
TOTAL	13,940	17,094



* Confirmed nonexposure and unrelated effect cases are not included in this pie chart

* Single and multiple exposure cases included; additional NPDS data is required to correlate cases with outcomes.

<https://aapcc.org/data-system>

Gender Distribution Disinfectant Cases (1/1/21 - 9/6/21)

Male	8,311	48.6%
Female	8,501	49.7%
Unknown	282	1.6%

4601 N. FAIRFAX DR. • SUITE 630
ARLINGTON, VA 22203
MAIN 703.894.1858
FAX 703.683.2812
E-MAIL INFO@AAPCC.ORG
WWW.AAPCC.ORG

Results: According to data retrieved from the National Poison Data System (NPDS), there were 17,094 Disinfectant exposure cases reported to the 55 U.S. Poison Control Centers (Jan. 1, 2021 through Sep. 6, 2021), which resulted in an increase of 23% compared to the same time period before the COVID-19 pandemic (2019).