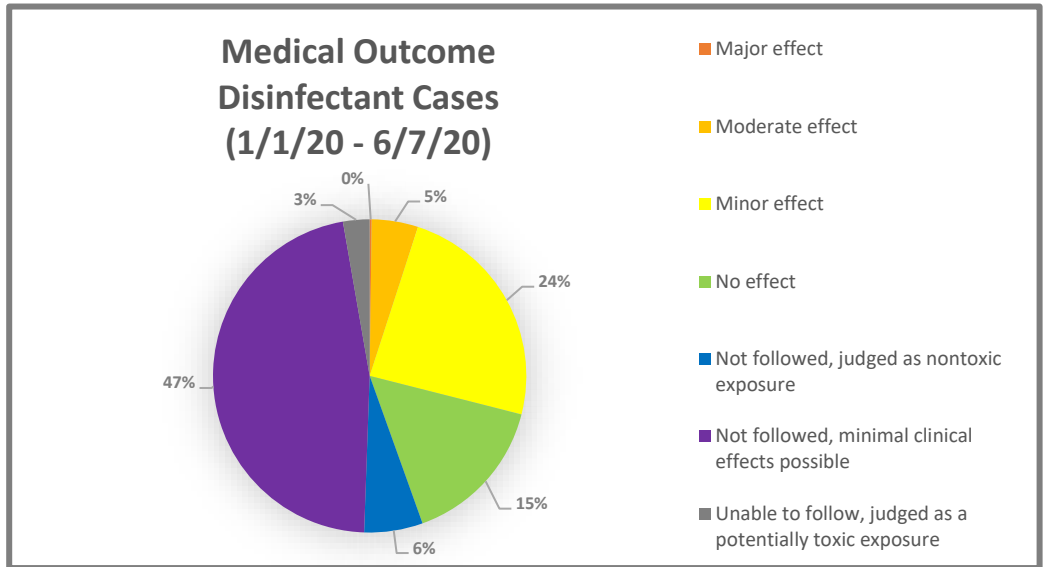
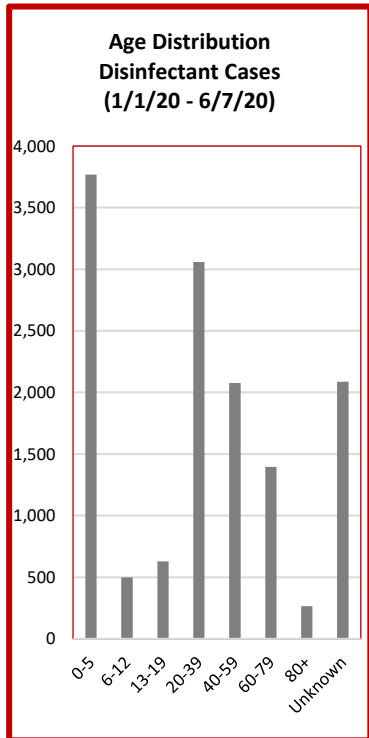
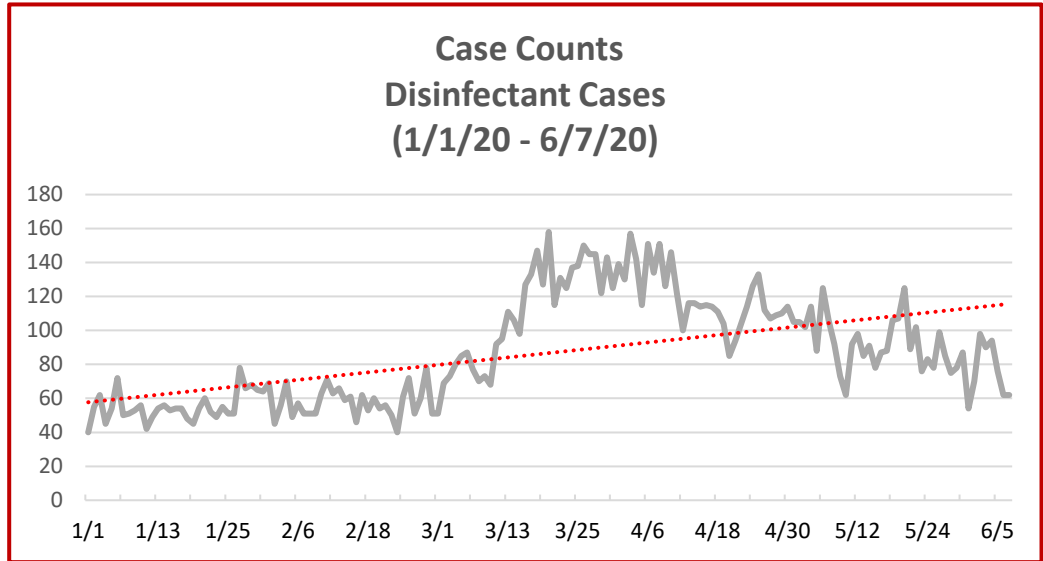




National Poison Data System (NPDS) Bulletin COVID-19 (Disinfectant)

Disinfectant Case Counts 2019 vs. 2020 (January 1 - June 7)		
Month	2019	2020
Jan.	1,621	1,706
Feb.	1,430	1,676
Mar.	1,756	3,403
Apr.	1,628	3,610
May	1,823	2,835
Jun.	436	552
TOTAL	8,694	13,782



* Confirmed nonexposure and Unrelated effect cases are not included in this pie chart
 * Single and multiple exposure cases included; additional NPDS data is required to correlate cases with outcomes.

<https://aapcc.org/data-system>

Gender Distribution Disinfectant Cases (1/1/20 - 6/7/20)		
Male	6,299	45.7%
Female	7,390	53.6%
Unknown	93	0.7%

4601 N. FAIRFAX DR. • SUITE 630
 ARLINGTON, VA 22203
 MAIN 703.894.1858
 FAX 703.683.2812
 E-MAIL INFO@AAPCC.ORG
 WWW.AAPCC.ORG

Results: According to data retrieved from the National Poison Data System (NPDS), there were 13,782 Disinfectant exposure cases reported to the 55 U.S. Poison Control Centers (Jan. 1, 2020 through Jun. 7, 2020), which resulted in an increase of 59% compared to the same time period during the previous year.