



American Association of Poison Control Centers

Cannabidiol (CBD) Data
September 30, 2020

These numbers reflect the closed human exposures to cannabidiol (CBD) reported to poison centers as of September 30, 2020. The numbers may change as cases are closed and additional information is received.

Year	Number of Cases
2014	3
2015	15
2016	34
2017	118
2018	519
2019	1,529
2020 YTD	1,534

2020 by Month	Number of Cases
January 2020	144
February 2020	174
March 2020	138
April 2020	140
May 2020	147
June 2020	180
July 2020	178
August 2020	218
September 2020	215
October 2020	
November 2020	
December 2020	
Total YTD	1,534

2019 by Month	Number of Cases
January 2019	62
February 2019	61
March 2019	107
April 2019	125
May 2019	147
June 2019	117
July 2019	180
August 2019	157
September 2019	154
October 2019	153
November 2019	135
December 2019	131
Total YTD	1,529

2018 by Month	Number of Cases
January 2018	40
February 2018	27
March 2018	40
April 2018	26
May 2018	39
June 2018	34
July 2018	37
August 2018	52
September 2018	53
October 2018	50
November 2018	62
December 2018	59
Total	519

2017 by Month	Number of Cases
January 2017	6
February 2017	2
March 2017	4
April 2017	6
May 2017	5
June 2017	7
July 2017	6
August 2017	12
September 2017	9
October 2017	12
November 2017	10
December 2017	39
Total	118

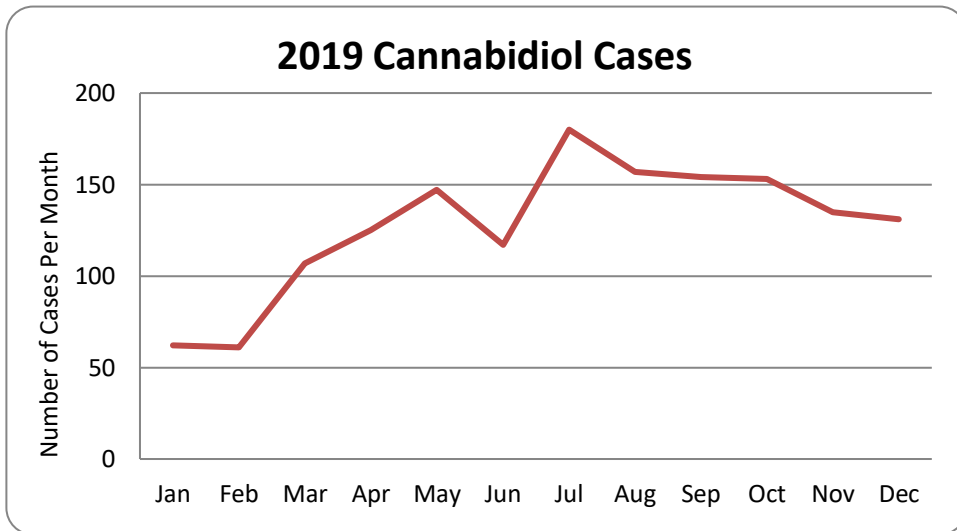
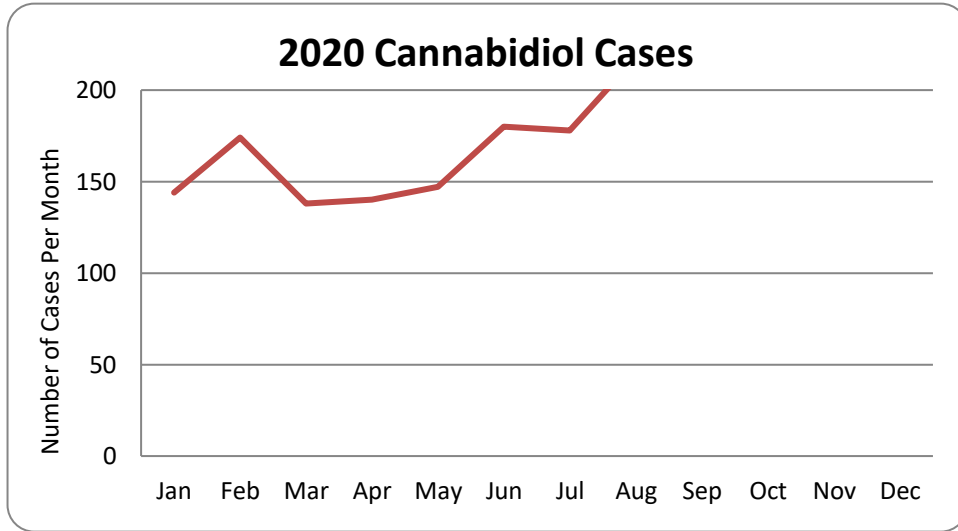
2016 by Month	Number of Cases
January 2016	1
February 2016	3
March 2016	1
April 2016	2
May 2016	4
June 2016	1
July 2016	7
August 2016	5
September 2016	4
October 2016	3
November 2016	2
December 2016	1
Total	34

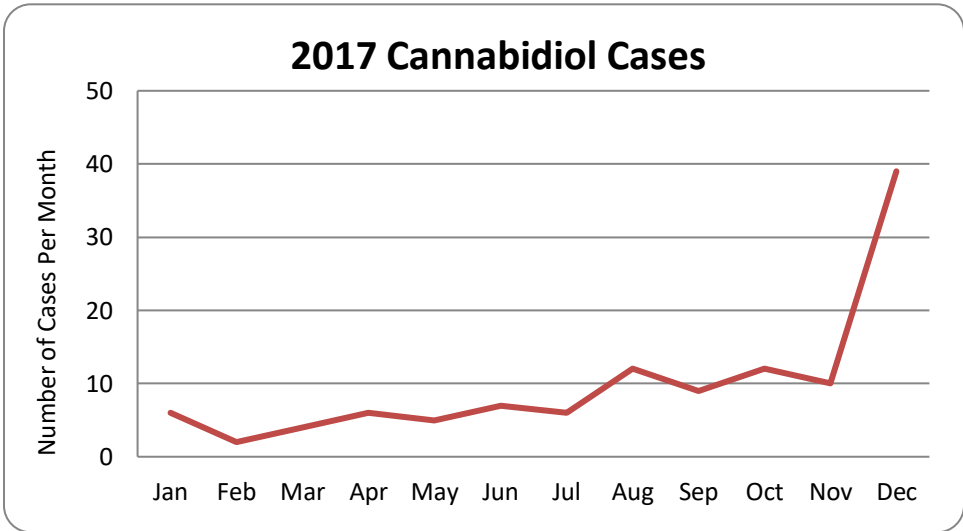
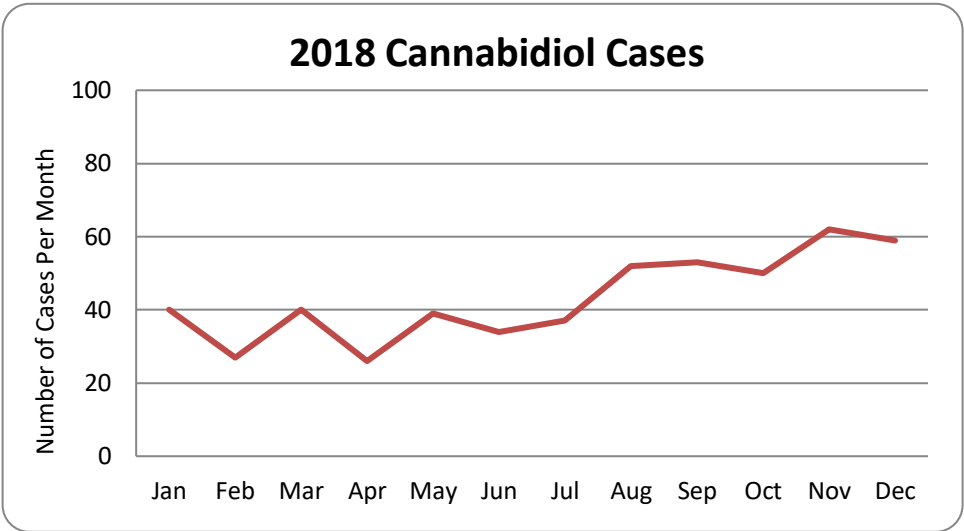
2015 by Month	Number of Cases
January 2015	1
February 2015	0
March 2015	1
April 2015	1
May 2015	1
June 2015	2
July 2015	1
August 2015	1
September 2015	2
October 2015	2
November 2015	0
December 2015	3
Total	15

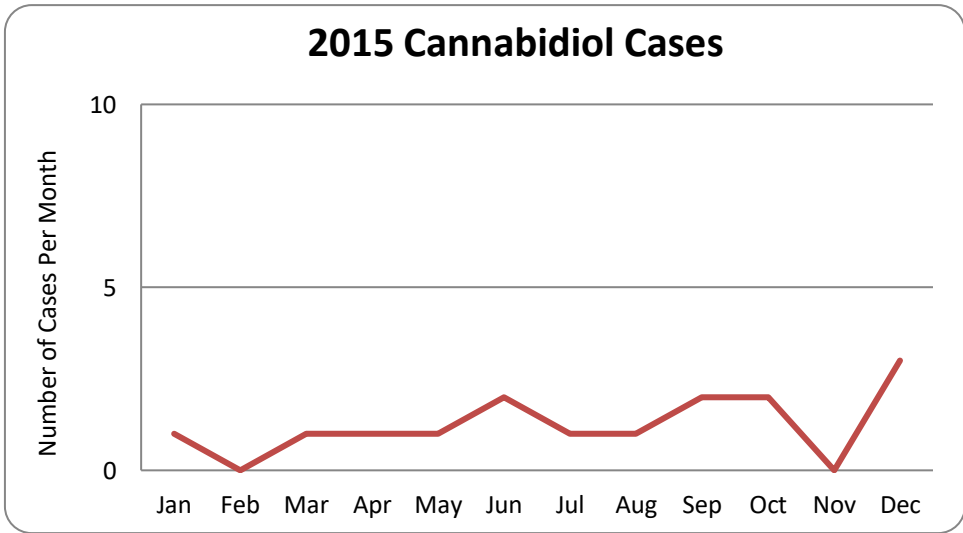
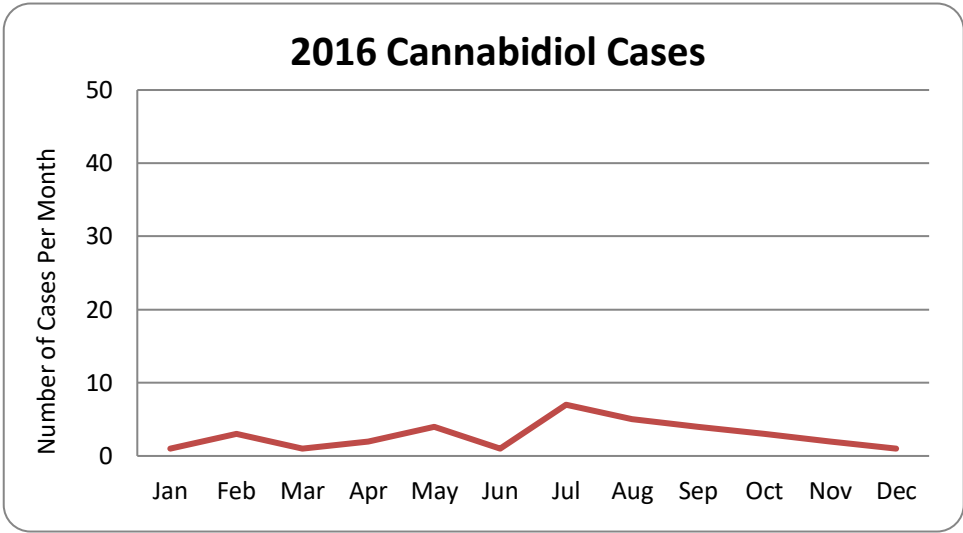
2014 by Month	Number of Cases
January 2014	-
February 2014	-
March 2014	-
April 2014	-
May 2014	-
June 2014	-
July 2014	-
August 2014	-
September 2014	-
October 2014	-
November 2014	2
December 2014	1
Total	3

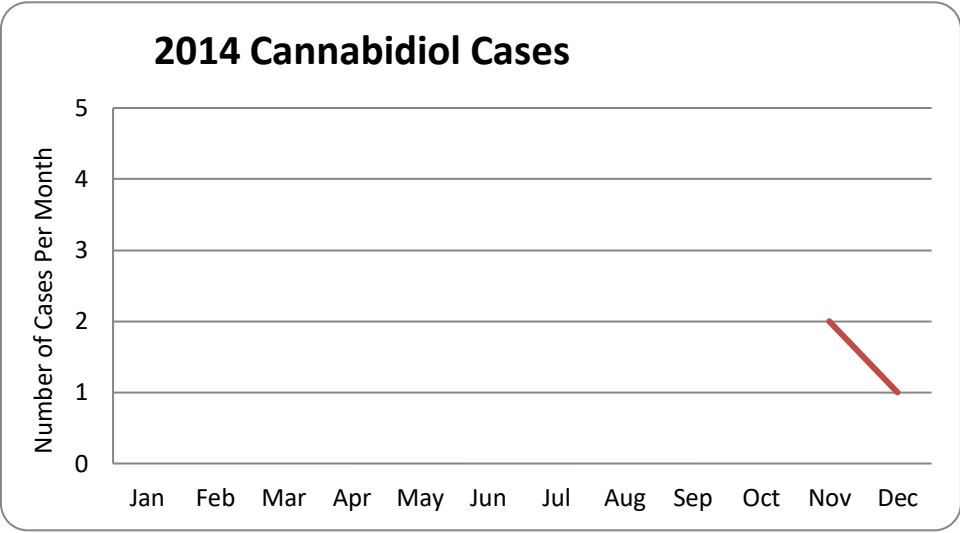
Please note: American Association of Poison Control Center data for this year and last is considered preliminary because it is possible that a poison center may update a case anytime during the year if new information is obtained. In the fall of each year, the data for the previous year is locked, and no additional changes are made.

The term “exposure” means someone has had contact with the substance in some way; for example, ingested, inhaled, absorbed by the skin or eyes, etc. Not all exposures are poisonings or overdoses.









- END -