

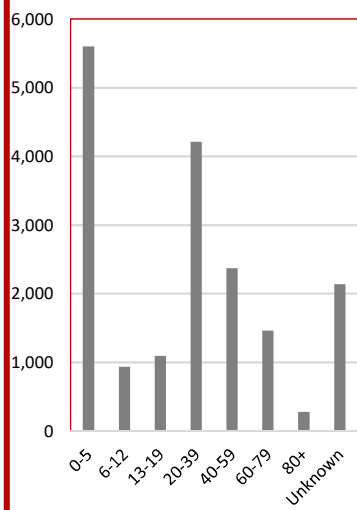


National Poison Data System (NPDS) Bulletin COVID-19 (Disinfectant)

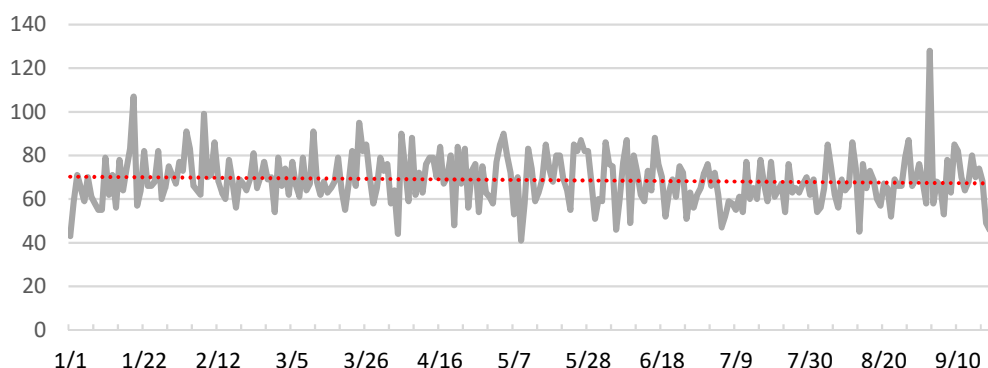
**Disinfectant Case Counts
2019 vs. 2021
(January 1 - September 20)**

Month	2019	2021
Jan.	1,621	2,093
Feb.	1,431	1,990
Mar.	1,756	2,200
Apr.	1,628	2,096
May	1,823	2,203
Jun.	1,735	2,020
Jul.	1,764	1,986
Aug.	1,856	2,086
Sep.	1,136	1,397
TOTAL	14,750	18,071

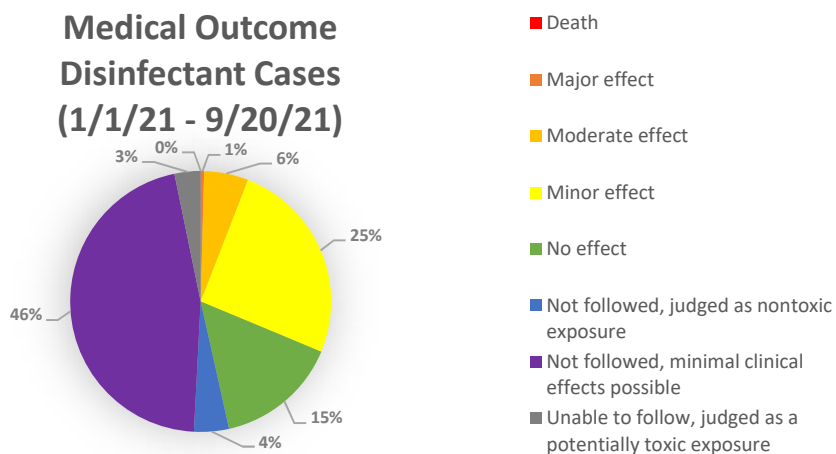
**Age Distribution
Disinfectant Cases
(1/1/21 - 9/20/21)**



**Case Counts
Disinfectant Cases
(1/1/21 - 9/20/21)**



**Medical Outcome
Disinfectant Cases
(1/1/21 - 9/20/21)**



* Confirmed nonexposure and Unrelated effect cases are not included in this pie chart

* Single and multiple exposure cases included; additional NPDS data is required to correlate cases with outcomes.

<https://aapcc.org/data-system>

Gender Distribution Disinfectant Cases (1/1/21 - 9/20/21)

Male	8,801	48.7%
Female	8,979	49.7%
Unknown	291	1.6%

4601 N. FAIRFAX DR. • SUITE 630
ARLINGTON, VA 22203
MAIN 703.894.1858
FAX 703.683.2812
E-MAIL INFO@AAPCC.ORG
WWW.AAPCC.ORG

Results: According to data retrieved from the National Poison Data System (NPDS), there were 18,071 Disinfectant exposure cases reported to the 55 U.S. Poison Control Centers (Jan. 1, 2021 through Sep. 20, 2021), which resulted in an increase of 23% compared to the same time period before the COVID-19 pandemic (2019).

Call 1-800-222-1222 for poison emergencies or questions. This nationwide number is answered by the Poison Center that serves you.